

# **SINGER**

**404-1,-4,-5**

# LIST OF PARTS FOR FAMILY SHOPS



# SINGER<sup>\*\*</sup> MACHINES Nos. 404-1, 404-4 and 404-5

THE SINGER MANUFACTURING COMPANY

<sup>\*\*</sup> A Trademark of THE SINGER MANUFACTURING COMPANY

## INDEX

	Page
Attachment Set complete No. 161277 .....	24
Attachments Which May Be Purchased Separately ....	25
Bobbin Winder Parts .....	26
Chart for PA Motors .....	26
Controllers, Foot, for Machine No. 404-1 .....	30
Controllers for Machine No. 404-4 .....	31
Controllers, Treadle, for Machine No. 404-5 .....	26
Drip Pan for Machine No. 404-5 .....	26
Electrical Equipment for use with School Sewing and Cutting Table Sets .....	35
Finger Guard .....	25
Knee Lifter for Machine No. 404-5 .....	26
Light No. 196221 .....	27
Machine No. 404-1 .....	7
Machine No. 404-4 .....	16
Machine No. 404-5 .....	17
Motor Parts .....	29
Numerical List of Parts .....	39
Wiring Harness No. 197719 for Machines Nos. 404-1, and 404-5 .....	33
Wiring Harness No. 197720 .....	34

From the library of Diamond Needle Corp

## INSTRUCTIONS FOR ORDERING

In ordering from this list, use ONLY the part NUMBER in the FIRST column.

The number stamped on a Sewing Machine Part is in every case the number of the single part only.

Every combination of parts sent out as such has its specific number, which, although not stamped on the parts, must be used when ordering the combination.

Each number always indicates the SAME PART in whatever list it appears, or for whatever machine.

The letters after some of the numbers indicate the style of finish only, as follows:

- A—Hardened, Polished, Nickel Plated and Buffed
- B—Polished, Nickel Plated and Buffed
- C—Hardened Only
- D—Polished Only
- E—Soft, Not Polished
- F—Hardened and Polished
- G—Bright Rumbled and Nickel Plated
- H—Blued
- J—Nickel Plated Only
- K—Hardened and Nickel Plated
- L—Brass Plated
- M—Oxidized
- R—Phosphate Coating Formed on Surface of Iron or Steel
- S—Cadmium Plated
- T—Copper Plated
- U—Zinc Plated
- V—Silver Plated
- W—Polished and Nickel Plated
- X—Black Oxide for Iron and Steel
- Y—Black Nickel Plated Only
- Z—Chromium Plated
- A.A—Buffed and Chromium Plated
- A.B—Hardened, Polished, Buffed and Chromium Plated
- A.E—Hardened, Bright Rumbled and Nickel Plated
- A.F—Hardened, Bright Rumbled, Nickel Plated, Bright Rumbled and Chromium Plated
- A.G—Alumilite (Plain)
- A.H—Alumilite (Dyed) Color Must be Stated
- A.J—Polished, Nickel Plated and Chromium Plated
- A.K—Hardened, Polished, Nickel Plated and Chromium Plated
- A.L—Heat Treated for Toughness
- A.L.D—Heat Treated for Toughness and Polished
- A.L.X—Heat Treated for Toughness and Black Oxide

## INSTRUCTIONS FOR ORDERING

- A.S—Black Moulded Phenolic
- A.T—Beige Moulded Phenolic
- A.U—Brown Moulded Phenolic
- A.W—Hardened then Flame Coated with Tungsten Carbide
- B.A—Chrome Nickel Satin Finish
- B.B—Hardened and Chrome Nickel, Satin Finished
- C.R—Hardened and Phosphate Coating Formed on Surface of Steel
- F.J—Hardened, Polished and Nickel Plated
- T.A—Hardened, Polished, Copper and Nickel Plated and Buffed
- T.B—Copper and Nickel Plated and Polished
- T.J—Copper and Nickel Plated Only
- T.K—Hardened, Copper and Nickel Plated
- T.L—Copper and Brass Plated
- T.M—Copper Plated and Oxidized
- X.C—Hardened and Black Oxide for Iron and Steel
- Z.A—Hardened, Polished Nickel Plated, Buffed and Chromium Plated
- Z.B—Polished, Nickel Plated, Buffed and Chromium Plated
- Z.C—Hardened and Chromium Plated
- Z.D—Polished and Chromium Plated
- Z.G—Bright Rumbled, Nickel Plated, Bright Rumbled and Chromium Plated
- Z.J—Nickel and Chromium Plated
- Z.T—Copper and Chromium Plated

These letters MUST BE USED when they appear in the list; and AFTER the number as in the list.

In this series:

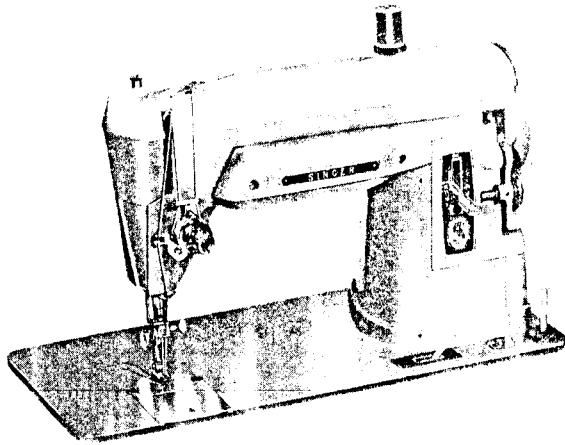
1 to 1500, 50001 to 51500 and 140001 to 142,000 are screw numbers  
1501 to 1800 and 51500 to 51800 are nut numbers  
1801 to 2000 and 51801 to 52000 are roller numbers  
2001 to 50000 and 52001 to 140000 and 142001 to 190000 are Sewing Machine Parts, 190001 and upward are numbers of Electrical Parts.

The figures in the second column refer only to the plates, illustrating the parts, and are NOT TO BE USED in ordering.

Parts marked with an asterisk (\*) are furnished only when repairs are made at the factory.

From the library of Diamond Needle Corp

LIST OF PARTS COMPLETE  
FOR



MACHINE NO. 404-1

No.	Plate	Name
* 179001	-----	Arm .....
	NOTE:	Due to the accuracy required for gear alignment, Arm cannot be supplied separately and can only be sent as a unit, Arm and Bed assembled.
* 179002	-----	Arm and Bed (assembled) with 45706, 51361R, 140792X, 170078, 170132, two each 140739E, 170005, 172177, four 140749C and seven 140702AL.....
172177	25805	Arm Dowel Pin (2).....
172001	25805	Arm Oil Shield.....
140739E	25805	Arm Screw (back and right) (2) .....
140792X	25805	Arm Screw (front) .....
179003	25801	Arm Shaft (horizontal) with Needle Bar Crank, 1259AL and 140886AL .....
140558AL	25801	Arm Shaft (horizontal) Bevel Gear, Feed Cam and Feed Lifting Eccentric Set Screw.....
	NOTE:	Pairs of Gears or Individual Gears are not furnished to U.S.A. and Canadian Agencies. Machine must be returned to the factory for gear replacements.
170005	25801	Arm Shaft (horizontal) Bushing (back).....

## PARTS FOR MACHINE No. 404-1

No.	Plate	Name
170005	25801	Arm Shaft (horizontal) Bushing (front).....
170006	25801	Arm Shaft (horizontal) Collar with 453AL
453AL	25801	Arm Shaft (horizontal) Collar Set Screw....
172005	25801	Arm Shaft (horizontal) Counterbalance.....
140559C	25801	Arm Shaft (horizontal) Counterbalance Set Screw .....
172006	25801	Arm Shaft (upright) .....
1259AL	25801	Arm Shaft (upright) Bevel Gear (lower) Set Screw .....
		NOTE: Pairs of Gears or Individual Gears are not furnished to U.S.A. and Canadian Agencies Machine must be returned to the factory for gear replacement.
1259AL	25801	Arm Shaft (upright) Bevel Gear (upper) Set Screw.....
		NOTE: Pairs of Gears or Individual Gears are not furnished to U.S.A. and Canadian Agencies. Machine must be returned to the factory for gear replacements.
45706	25801	Arm Shaft (upright) Bushing (lower) .....
170132	25801	Arm Shaft (upright) Bushing (upper) .....
179004	25802	Arm Top Cover.....
179005	25802	Arm Top Cover complete, Nos. 172001, 179004, two 189ZJ and four 170168.....
141ZB	25802	Arm Top Cover Screw (2).....
172011	25802	Arm Top Cover Thread Guide .....
189ZJ	25802	Arm Top Cover Thread Guide Screw (2)....
*172176	-----	Bed .....
		NOTE: Due to the accuracy required for gear alignment, Bed cannot be supplied separately and can only be sent as a unit, Arm and Bed assembled.
		NOTE: When ordering No. 172176 color required must be stated.
172012	25803	Bed Cover Plate (bottom).....
172013	-----	Bed Cover Plate (bottom) 172012 with 172014 .....
172014	25803	Bed Cover Plate (bottom) (felt) .....
51361R	25803	Bed Cover Plate (bottom) Screw .....
51621R	25803	Bed Cover Plate (bottom) Screw Thumb Nut .....
8879	25803	Bed Cover Plate (bottom) Screw Thumb Nut Washer (felt) .....
		NOTE: When ordering No. 8879 color required must be stated.
172203	25803	Bed Cushion (4) .....
140809E	25803	Bed Cushion Screw (4) .....

## PARTS FOR MACHINE No. 404-1

No.	Plate	Name
172015	25812	Bed Slide .....
172016	25812	Bed Slide Spring .....
140828ALJ	25812	Bed Slide Spring Screw.....
51738ZB	25808	Clamp Stop Motion Clamp Nut .....
140881Z.A	25808	Clamp Stop Motion Clamp Stop Screw.....
170169	25808	Clamp Stop Motion Clamp Washer .....
170030	25805	Face Plate Catch .....
219J	25805	Face Plate Catch Screw .....
170032	25805	Face Plate Hinge Pin (2).....
179006	25805	Face Plate with Threading Diagram complete, Nos. 219J, 170030 and two 170032 .....
172026	25806	Feed Bar.....
170037	25806	Feed Bar Connecting Link.....
999C	25806	Feed Bar Connecting Link Hinge Screw...
45723	25806	Feed Bar Connecting Link Hinge Stud ...
315C	25806	Feed Bar Screw Center (2) .....
15445	-----	Feed Bar Screw Center 315C with 1519R (2) .....
1519R	25806	Feed Bar Screw Center Nut (2) .....
179016	25812	Feed Dog, 13 teeth (16 teeth to the inch)
197X	25812	Feed Dog Screw (2).....
170045	25807	Feed Forked Connection with 170119 .....
140812C	25807	Feed Forked Connection Hinge Screw (eccentric) .....
1520R	25807	Feed Forked Connection Hinge Screw Nut
170046	25807	Feed Forked Connection Slide Block.....
170119	-----	Feed Forked Connection Slide Block 170046 with 1085E .....
1085E	25807	Feed Forked Connection Slide Block Screw Stud.....
172028	25806	Feed Lifting Rock Shaft.....
140749C	25806	Feed Lifting Rock Shaft Center (2) .....
140702AL	25806	Feed Lifting Rock Shaft Center Set Screw (2) .....
172029	25806	Feed Lifting Rock Shaft Center Set Screw Insert (brass) (2) .....
170051	25807	Feed Lifting Rock Shaft Connecting Rod with two 896AL .....
896AL	25807	Feed Lifting Rock Shaft Connecting Rod Cap Screw (2).....
140576C	25807	Feed Lifting Rock Shaft Connecting Rod Hinge Screw (eccentric).....
1520R	25807	Feed Lifting Rock Shaft Connecting Rod Hinge Screw (eccentric) Nut .....
172179	25807	Feed Regulator with 1120AL .....
172180	-----	Feed Regulator with 1120AL and 172170
140767C	25807	Feed Regulator Hinge Screw .....
170179	25807	Feed Regulator Hinge Screw Tension Spring .....

## PARTS FOR MACHINE No. 404-1

No.	Plate	Name
170180	25807	Feed Regulator Hinge Screw Tension Spring Seat .....
172170	25807	Feed Regulator Stud .....
1120AL	25807	Feed Regulator Stud Set Screw .....
172171	25807	Feed Regulator Stud Slide .....
172172	25807	Feed Regulator Stud Slide Actuating Thumb Nut .....
172173	25807	Feed Regulator Stud Slide Actuating Thumb Nut Washer .....
990ZB	25807	Feed Regulator Stud Slide Actuating Thumb Nut Washer Screw .....
170054	25806	Feed Rock Shaft .....
140749C	25806	Feed Rock Shaft Center (2) .....
140702AL	25806	Feed Rock Shaft Center Set Screw (2) ....
172029	25806	Feed Rock Shaft Center Set Screw Insert (brass) (2) .....
170055	25805	Feed Rock Shaft Clearance Hole Cover ..
		NOTE: When ordering No. 170055 color required must be stated.
170177	25808	Hand Wheel .....
		NOTE: When ordering No. 170177 color required must be stated.
172263	25808	Hand Wheel Gear (Nylon) .....
170020	25808	Hand Wheel Gear Spring .....
170021	25808	Hand Wheel Snap Ring .....
172264	25808	Hand Wheel complete, Nos. 170020, 170021, 170177 and 172263 .....
		NOTE: When ordering No. 172264 color required must be stated.
51045AL	-----	Machine Hinge Connection Set Screw (2)
179007	25809	Needle Bar (hollow) .....
179008	25809	Needle Bar Bushing .....
453AL	25809	Needle Bar Bushing Set Screw .....
187E	25809	Needle Bar Clamping Screw .....
172038	25809	Needle Bar Connecting Link .....
179009	-----	Needle Bar Connecting Link 172038 with 179011 .....
179010	25809	Needle Bar Connecting Stud with 187E ..
179011	-----	Needle Bar Connecting Stud 179010 with 125044 .....
125044	25809	Needle Bar Connecting Stud Oil Wick .....
140886AL	25801	Needle Bar Crank Position Screw .....
172223	25809	Needle Clamp Body .....
172224	-----	Needle Clamp 172223 with 140751ZA .....
189ZJ	25809	Needle Clamp, Needle Clamp Thread Guide and Needle Stop Screw .....
172225	25809	Needle Clamp Thread Guide .....

## PARTS FOR MACHINE No. 404-1

No.	Plate	Name
172066	25809	Needle Stop Screw Thread Protector .....
140751ZC	25809	Needle Thumb Screw .....
170168	25802	Oil Metering Insert (4) .....
170140	-----	Pair of Gears (lower shaft) consisting of Arm Shaft (upright) Bevel Gear (lower) and Rotating Hook Shaft Bevel Gear (back) .....
		NOTE: No. 170140 is not furnished to U.S.A. and Canadian Agencies. The machine must be returned to the factory for gear replacements.
172097	-----	Pair of Gears (lower shaft, Rotating Hook end) consisting of Rotating Hook Drive Shaft Bevel Gear (front) and Rotating Hook Bevel Gear .....
		NOTE: No. 172097 is not furnished to U.S.A. and Canadian Agencies. The machine must be returned to the factory for gear replacements.
170141	-----	Pair of Gears (upper shaft) consisting of Arm Shaft (horizontal) Bevel Gear, Feed Cam and Feed Lifting Eccentric and Arm Shaft (upright) Bevel Gear (upper) .....
		NOTE: No. 170141 is not furnished to U.S.A. and Canadian Agencies. The machine must be returned to the factory for gear replacements.
172068	25810	Presser Bar (hollow) .....
172069	25810	Presser Bar Bushing .....
453AL	25810	Presser Bar Bushing Set Screw .....
170065	25810	Presser Bar Guide Bracket with 453AL .....
453AL	25810	Presser Bar Guide Bracket Set Screw .....
172070	25810	Presser Bar Lifter .....
85E	25810	Presser Bar Lifter Hinge Screw .....
170067	25810	Presser Bar Spring .....
170068	-----	Presser Bar Spring 170067 with 170183 ..
170071	25812	Presser Foot (hinged) complete .....
140240ZB	25812	Presser Foot Thumb Screw .....
140586ZB	25810	Pressure Regulating Thumb Screw .....
170183	25810	Pressure Regulating Thumb Screw Extension Pin .....
172080	25813	Rotating Hook .....
172081	-----	Rotating Hook 172080 with 172083 .....
172222	25813	Rotating Hook Bobbin .....
172082	25813	Rotating Hook Bobbin Case .....
172083	25813	Rotating Hook Bobbin Case 172082 with 1172F, 1173E and 172202 .....

From the Library of the Copyright Clearance Center

## PARTS FOR MACHINE No. 404-1

No.	Plate	Name
172084	25813	Rotating Hook Bobbin Case Cushion Spring .....
172085	25813	Rotating Hook Bobbin Case Cushion Spring Bracket .....
172086	-----	Rotating Hook Bobbin Case Cushion Spring Bracket 172085 with 172084 and two 662AL.....
172087	25813	Rotating Hook Bobbin Case Cushion Spring Bracket Adjusting Stud (eccentric) .....
50311AL	25813	Rotating Hook Bobbin Case Cushion Spring Bracket Adjusting Stud (eccentric) Set Screw .....
662AL	25813	Rotating Hook Bobbin Case Cushion Spring Screw (2) .....
172207	25813	Rotating Hook Bobbin Case Position Finger .....
453AL	25813	Rotating Hook Bobbin Case Position Finger Set Screw .....
1172F	25813	Rotating Hook Bobbin Case Tension Regulating Screw .....
172202	25813	Rotating Hook Bobbin Case Tension Spring .....
1173E	25813	Rotating Hook Bobbin Case Tension Spring Screw.....
172089	25813	Rotating Hook and Position Finger Bracket .....
140702AL	25813	Rotating Hook and Position Finger Bracket Set Screw (2) .....
172090	-----	Rotating Hook and Position Finger Bracket 172089 with 50311AL, 172096 and two each 453AL and 140702AL .....
172091	-----	Rotating Hook and Position Finger Bracket 172090 with 231X, 172081, 172086, 172087, 172092 and 172207.....
172092	25813	Rotating Hook and Position Finger Bracket Spring .....
231X	25813	Rotating Hook and Position Finger Bracket Spring Screw .....
172093	25801	Rotating Hook Drive Shaft .....
1259AL	25801	Rotating Hook Drive Shaft Bevel Gear (back) Set Screw (2) .....
		NOTE: Pairs of Gears or Individual Gears are not furnished to U.S.A. and Canadian Agencies. Machine must be returned to the factory for gear replacements.

## PARTS FOR MACHINE No. 404-1

No.	Plate	Name
1259AL	25801	Rotating Hook Drive Shaft Bevel Gear (front) Set Screw .....
		NOTE: Pairs of Gears or Individual Gears are not furnished to U.S.A. and Canadian Agencies. Machine must be returned to the factory for gear replacements.
170078	25801	Rotating Hook Drive Shaft Bushing (back) .....
140702AL	25801	Rotating Hook Drive Shaft Bushing (back) Set Screw.....
172094	25801	Rotating Hook Drive Shaft Bushing (front) .....
140702AL	25801	Rotating Hook Drive Shaft Bushing (front) Set Screw (2) .....
172095	25801	Rotating Hook Drive Shaft Collar with 209AL .....
209AL	25801	Rotating Hook Drive Shaft Collar Set Screw .....
1259AL	25813	Rotating Hook Bevel Gear Set Screw .....
		NOTE: Pairs of Gears or Individual Gears are not furnished to U.S.A. and Canadian Agencies. Machine must be returned to the factory for gear replacements.
172096	25813	Rotating Hook Flanged Bushing .....
453AL	25813	Rotating Hook Flanged Bushing Set Screw .....
45345	25814	Slack Thread Regulator and Tension Thread Guide .....
329ZB	25814	Slack Thread Regulator and Tension Thread Guide and Thread Guide (upper) Screw .....
179012	25807	Stitch Indicator Plate with Machine Class Number and Trade Mark .....
140082TM	25807	Stitch Indicator Plate Screw (2) .....
172226	25814	Tension Disc (3) .....
125415	25814	Tension Indicator .....
		NOTE: When ordering No. 125415 color required must be stated.
125416	25814	Tension Indicator Flange .....
		NOTE: When ordering No. 125416 color required must be stated.
172214	25814	Tension Indicator Flange 125416 with 172215, 172216 and 172217 .....
172215	25814	Tension Indicator Flange Adaptor .....
172216	25814	Tension Indicator Flange Adaptor Thumb Nut with 906ALZJ.....
172217	25814	Tension Indicator Flange Adaptor Thumb Nut Cap .....
906ALZJ	25814	Tension Indicator Flange Adaptor Thumb Nut Cap Set Screw .....

## PARTS FOR MACHINE No. 404-1

No.	Plate	Name
172218	25814	Tension Indicator Flange Stop Washer .....
172139	25814	Tension Releasing Lever .....
140563C	25814	Tension Releasing Lever Hinge Screw .....
12329	25814	Tension Releasing Lever Spring .....
172140	25814	Tension Releasing Pin .....
125314	25814	Tension Spring .....
140178ZJ	25814	Tension Stud .....
172221	-----	Tension Stud 140178ZJ and 172214 .....
140756AL	25814	Tension Stud Set Screw .....
172227	25814	Tension (graduated) adjustable complete, Nos. 66774, 125314, 125415, 172140, 172218, 172221, 172228 and three 172226
		NOTE: When ordering No. 172227, color required for No. 125415 must be stated.
172143	25814	Thread Guide (upper) .....
179013	25809	Thread Guide (lower) .....
172145	25809	Thread Take-up Stud .....
1259AL	25809	Thread Take-up Stud Set Screw .....
172146	25809	Thread Take-up Lever .....
172147	25809	Thread Take-up Lever complete, Nos. 45824, 45825 and 172146 .....
179014	-----	Thread Take-up Lever 172147 with 1130E, 172145, 173558 and 179009 .....
45824	25809	Thread Take-up Lever Hinge Stud .....
45825	25809	Thread Take-up Lever Link .....
173558	25809	Thread Take-up Lever Link Hinge Stud ..
33704	-----	Thread Take-up Lever Link Hinge Stud 173558 with 1130E .....
1130E	25809	Thread Take-up Lever Link Hinge Stud Cap Screw .....
941AL	25809	Thread Take-up Lever Link Hinge Stud Set Screw .....
66774	25814	Thread Take-up Spring .....
172228	25814	Thread Take-up Spring Thread Guard .....
179015	25812	Throat Plate .....
172151	25815	Throat Plate Clamp (2) .....
172152	25815	Throat Plate Clamp Adjusting Screw .....
172153	25815	Throat Plate Clamp Pin (2) .....
172213	25815	Throat Plate Clamp Pin Positioning Bracket .....
172154	25815	Throat Plate Clamp Spring (2) .....
172211	25815	Throat Plate Position Bracket .....
172156	25815	Throat Plate Position Indicator Plate .....
		NOTE: When ordering No. 172156, color of Back- ground required must be stated.
140895TM	25815	Throat Plate Position Indicator Plate Screw (2) .....

## PARTS FOR MACHINE No. 404-1

No.	Plate	Name
172157	25815	Throat Plate Position Lever .....
140065X	25815	Throat Plate Position Lever Screw .....
172158	25815	Throat Plate Position Lever Spring .....
172159	25815	Throat Plate Position Lever Stop Plate ..



## MACHINE NO. 404-4

For use with School Sewing and Cutting Table  
Sets Nos. 417, 418 and 419

This Machine is the same as the 404-1 Machine with the  
following exceptions:

## ELECTRICAL FITTINGS

No.	Plate	Name
196942	-----	Controller Starting Pitman .....
197745	25824	Safety Switch (Mercury) Mounting Bracket
197746	25824	Safety Switch (Mercury) Mounting Bracket Gasket .....
219J	25824	Two-pin Terminal and Feed Rock Shaft Clearance Hole Cover Plate Screw (2) ..
197744	25824	Wiring Harness with Safety (Mercury) Switch complete, in place of 197719 .....
140839J	25824	Wiring Harness Ground Wire Screw .....
1628E	25824	Wiring Harness Ground Wire Screw Nut .....
197175	25829	Wiring Outfit complete, Nos. 196682, 885960, two 197179 and four wood screws 3/4 in. No. 8 R.H.B. ....

LIST OF PARTS COMPLETE  
FOR  
MACHINE NO. 404-5

No.	Plate	Name
*179018	-----	Arm .....
	NOTE:	Due to the accuracy required for gear alignment, Arm cannot be supplied separately and can only be sent as a unit, Arm and Bed assembled.
*179019	-----	Arm and Bed (assembled) with 45706, 140792X, 170078, 170132, two each 140739E, 170005, 172177, four 140749C and seven 140702AL .....
172177	25805	Arm Dowel Pin (2) .....
172001	25805	Arm Oil Shield .....
140739E	25805	Arm Screw (back and right) (2) .....
140792X	25805	Arm Screw (front) .....
179003	25801	Arm Shaft (horizontal) with Needle Bar Crank, 1259AL and 140886AL .....
140558AL	25801	Arm Shaft (horizontal) Bevel Gear, Feed Cam and Feed Lifting Eccentric Set Screw .....
	NOTE:	Pairs of Gears or Individual Gears are not furnished to U.S.A. and Canadian Agencies. Machine must be returned to the factory for gear replacements.
170005	25801	Arm Shaft (horizontal) Bushing (back) .....
170005	25801	Arm Shaft (horizontal) Bushing (front) .....
170006	25801	Arm Shaft (horizontal) Collar with 453AL 453AL .....
172005	25801	Arm Shaft (horizontal) Counterbalance .....
140559C	25801	Arm Shaft (horizontal) Counterbalance Set Screw .....
172006	25801	Arm Shaft (upright) .....
1259AL	25801	Arm Shaft (upright) Bevel Gear (lower) Set Screw .....
	NOTE:	Pairs of Gears or Individual Gears are not furnished to U.S.A. and Canadian Agencies. Machine must be returned to the factory for gear replacements.
1259AL	25801	Arm Shaft (upright) Bevel Gear (upper) Set Screw .....
	NOTE:	Pairs of Gears or Individual Gears are not furnished to U.S.A. and Canadian Agencies. Machine must be returned to the factory for gear replacements.
45706	25801	Arm Shaft (upright) Bushing (lower) .....
170132	25801	Arm Shaft (upright) Bushing (upper) .....
179004	25802	Arm Top Cover .....

## PARTS FOR MACHINE No. 404-5

No.	Plate	Name
179005	25802	Arm Top Cover complete, Nos. 172011, 179004 two 189ZJ and four 170168 .....
141ZB	25802	Arm Top Cover Screw (2) .....
172011	25802	Arm Top Cover Thread Guide .....
189ZJ	25802	Arm Top Cover Thread Guide Screw (2) ....
*179020	-----	Bed .....
	NOTE:	Due to the accuracy required for gear alignment, Bed cannot be supplied separately and can only be sent as a unit, Arm and Bed assembled.
172203	25803	Bed Cushion (4) .....
140809E	25803	Bed Cushion Screw (4) .....
172015	25812	Bed Slide .....
172016	25812	Bed Slide Spring .....
140828ALJ	25812	Bed Slide Spring Screw .....
51738ZB	25808	Clamp Stop Motion Clamp Nut .....
140881ZA	25808	Clamp Stop Motion Clamp Stop Screw .....
170169	25808	Clamp Stop Motion Clamp Washer .....
170030	25805	Face Plate Catch .....
219J	25805	Face Plate Catch Screw .....
170032	25805	Face Plate Hinge Pin (2) .....
179006	25805	Face Plate with Threading Diagram complete, Nos. 219J, 170030 and two 170032 .....
172026	25806	Feed Bar .....
170037	25806	Feed Bar Connecting Link .....
999C	25806	Feed Bar Connecting Link Hinge Screw ....
45723	25806	Feed Bar Connecting Link Hinge Stud .....
315C	25806	Feed Bar Screw Center (2) .....
15445	-----	Feed Bar Screw Center 315C with 1519R (2) .....
1519R	25806	Feed Bar Screw Center Nut (2) .....
179016	25812	Feed Dog, 13 teeth (16 teeth to the inch) ..
197X	25812	Feed Dog Screw (2) .....
170045	25807	Feed Forked Connection with 170119 .....
140812C	25807	Feed Forked Connection Hinge Screw (eccentric) .....
1520R	25807	Feed Forked Connection Hinge Screw Nut .....
170046	25807	Feed Forked Connection Slide Block .....
170119	-----	Feed Forked Connection Slide Block 170046 with 1085E .....
1085E	25807	Feed Forked Connection Slide Block Screw Stud .....
172028	25806	Feed Lifting Rock Shaft .....
140749C	25806	Feed Lifting Rock Shaft Center (2) .....
140702AL	25806	Feed Lifting Rock Shaft Center Set Screw (2) .....
172029	25806	Feed Lifting Rock Shaft Center Set Screw Insert (brass) (2) .....

## PARTS FOR MACHINE No. 404-5

No.	Plate	Name
170051	25807	Feed Lifting Rock Shaft Connecting Rod with two 896AL .....
896AL	25807	Feed Lifting Rock Shaft Connecting Rod Cap Screw (2) .....
140576C	25807	Feed Lifting Rock Shaft Connecting Rod Hinge Screw (eccentric) .....
1520R	25807	Feed Lifting Rock Shaft Connecting Rod Hinge Screw (eccentric) Nut .....
172179	25807	Feed Regulator with 1120AL .....
172180	-----	Feed Regulator with 1120AL and 172170 .....
140767C	25807	Feed Regulator Hinge Screw .....
170179	25807	Feed Regulator Hinge Screw Tension Spring .....
170180	-----	Feed Regulator Hinge Screw Tension Spring Seat .....
172170	25807	Feed Regulator Stud .....
1120AL	25807	Feed Regulator Stud Set Screw .....
172171	25807	Feed Regulator Stud Slide .....
172172	25807	Feed Regulator Stud Slide Actuating Thumb Nut .....
172173	25807	Feed Regulator Stud Slide Actuating Thumb Nut Washer .....
990ZB	25807	Feed Regulator Stud Slide Actuating Thumb Nut Washer Screw .....
170054	25806	Feed Rock Shaft .....
140749C	25806	Feed Rock Shaft Center (2) .....
140702AL	25806	Feed Rock Shaft Center Set Screw (2) .....
172029	25806	Feed Rock Shaft Center Set Screw Insert (brass) (2) .....
170055	25805	Feed Rock Shaft Clearance Hole Cover ..
	NOTE:	When ordering No. 170055 color required must be stated.
170177	25808	Hand Wheel .....
	NOTE:	When ordering No. 170177 color required must be stated.
172263	25808	Hand Wheel Gear (Nylon) .....
170020	25808	Hand Wheel Gear Spring .....
170021	25808	Hand Wheel Snap Ring .....
172264	25808	Hand Wheel Complete, Nos. 170020, 170021, 170177 and 172263 .....
	NOTE:	When ordering No. 172264 color required must be stated.
51045AL	-----	Machine Hinge Connection Set Screw (2) .....
179007	25809	Needle Bar (hollow) .....
179008	25809	Needle Bar Bushing .....
453AL	25809	Needle Bar Bushing Set Screw .....
187E	25809	Needle Bar Clamping Screw .....
172038	25809	Needle Bar Connecting Link .....

 For info library of: [www.needle.com](http://www.needle.com)

## PARTS FOR MACHINE No. 404-5

No.	Plate	Name
179009	-----	Needle Bar Connecting Link 172038 with 179011 .....
179010	25809	Needle Bar Connecting Stud with 187E ...
179011	-----	Needle Bar Connecting Stud 179010 with 125044 .....
125044	25809	Needle Bar Connecting Stud Oil Wick .....
140886AL	25801	Needle Bar Crank Position Screw .....
172223	25809	Needle Clamp Body .....
172224	-----	Needle Clamp 172223 with 140751ZC .....
189ZJ	25809	Needle Clamp, Needle Clamp Thread Guide and Needle Stop Screw .....
172225	25809	Needle Clamp Thread Guide .....
172066	25809	Needle Stop Screw Thread Protector .....
140751ZC	25809	Needle Thumb Screw .....
170168	25802	Oil Metering Insert (4) .....
170140	-----	Pair of Gears (lower shaft) consisting of Arm Shaft (upright) Bevel Gear (lower) and Rotating Hook Shaft Bevel Gear (back)
		NOTE: No. 170140 is not furnished to U.S.A. and Canadian Agencies. The machine must be returned to the factory for gear replacements.
172097	-----	Pair of Gears (lower shaft, Rotating Hook end) consisting of Rotating Hook Drive Shaft Bevel Gear (front) and Rotating Hook Bevel Gear .....
		NOTE: No. 172097 is not furnished to U.S.A. and Canadian Agencies. The machine must be returned to the factory for gear replacements.
170141	-----	Pair of Gears (upper shaft) consisting of Arm Shaft (horizontal) Bevel Gear, Feed Cam and Feed Lifting Eccentric and Arm Shaft (upright) Bevel Gear (upper) .....
		NOTE: No. 170141 is not furnished to U.S.A. and Canadian Agencies. The machine must be returned to the factory for gear replacements.
172068	25811	Presser Bar (hollow) .....
172069	25811	Presser Bar Bushing .....
453AL	25811	Presser Bar Bushing Set Screw .....
179033	25811	Presser Bar Guide Bracket with 453AL .....
453AL	25811	Presser Bar Guide Bracket Set Screw .....
172070	25811	Presser Bar Lifter .....
85E	25811	Presser Bar Lifter Hinge Screw .....
170067	25811	Presser Bar Spring .....
170068	-----	Presser Bar Spring 170067 with 170183 ...
170071	25812	Presser Foot (hinged) complete .....
140240ZB	25812	Presser Foot Thumb Screw .....
140586ZB	25812	Pressure Regulating Thumb Screw .....
170183	25811	Pressure Regulating Thumb Screw Extension Plate .....

## PARTS FOR MACHINE No. 404-5

No.	Plate	Name
172080	25813	Rotating Hook .....
172081	-----	Rotating Hook 172080 with 172083 .....
172222	25813	Rotating Hook Bobbin .....
172082	25813	Rotating Hook Bobbin Case .....
172083	25813	Rotating Hook Bobbin Case 172082 with 1172F, 1173E and 172202 .....
172084	25813	Rotating Hook Bobbin Case Cushion Spring
172085	25813	Rotating Hook Bobbin Case Cushion Spring Bracket .....
172086	-----	Rotating Hook Bobbin Case Cushion Spring Bracket 172085 with 172084 and two 662AL
172087	25813	Rotating Hook Bobbin Case Cushion Spring Bracket Adjusting Stud (eccentric) .....
50311AL	25813	Rotating Hook Bobbin Case Cushion Spring Bracket Adjusting Stud (eccentric) Set Screw .....
662AL	25813	Rotating Hook Bobbin Case Cushion Spring Screw (2) .....
172207	25813	Rotating Hook Bobbin Case Position Finger .....
453AL	25813	Rotating Hook Bobbin Case Position Finger Set Screw .....
1172F	25813	Rotating Hook Bobbin Case Tension Regulating Screw .....
172202	25813	Rotating Hook Bobbin Case Tension Spring .....
1173E	25813	Rotating Hook Bobbin Case Tension Spring Screw .....
172089	25813	Rotating Hook and Position Finger Bracket .....
140702AL	25813	Rotating Hook and Position Finger Bracket Set Screw (2) .....
172090	-----	Rotating Hook and Position Finger Bracket 172089 with 50311AL, 172096 and two each 453AL and 140702AL .....
172091	-----	Rotating Hook and Position Finger Bracket 172090 with 231X, 172081, 172086, 172087, 172092 and 172207 .....
172092	25813	Rotating Hook and Position Finger Bracket Spring .....
231X	25813	Rotating Hook and Position Finger Bracket Spring Screw .....
172093	25801	Rotating Hook Drive Shaft .....
1259AL	25801	Rotating Hook Drive Shaft Bevel Gear (back) Set Screw (2) .....
		NOTE: Pairs of Gears or Individual Gears are not furnished to U.S.A. and Canadian Agencies. Machine must be returned to factory for gear replacements.

From the library of Diamond Needle Corp.

## PARTS FOR MACHINE No. 404-5

No.	Plate	Name
1259AL	25801	Rotating Hook Drive Shaft Bevel Gear (front) Set Screw.....
		NOTE: Pairs of Gears or Individual Gears are not furnished to U.S.A. and Canadian Agencies. Machine must be returned to the factory for gear replacements.
170078	25801	Rotating Hook Drive Shaft Bushing (back)
140702AL	25801	Rotating Hook Drive Shaft Bushing (back) Set Screw .....
172094	25801	Rotating Hook Drive Shaft Bushing (front)
140702AL	25801	Rotating Hook Drive Shaft Bushing (front) Set Screw (2) .....
172095	25801	Rotating Hook Drive Shaft Collar with 209AL .....
209AL	25801	Rotating Hook Drive Shaft Collar Set Screw
1259AL	25813	Rotating Hook Bevel Gear Set Screw .....
		NOTE: Pairs of Gears or Individual Gears are not furnished to U.S.A. and Canadian Agencies. Machine must be returned to the factory for gear replacements.
172096	25813	Rotating Hook Flanged Bushing .....
453AL	25813	Rotating Hook Flanged Bushing Set Screw
45345	25814	Slack Thread Regulator and Tension Thread Guide.....
329ZB	25814	Slack Thread Regulator and Tension Thread Guide and Thread Guide (upper) Screw .....
179012	25807	Stitch Indicator Plate with Machine Class Number and Trade Mark .....
140082TM	25807	Stitch Indicator Plate Screw (2) .....
172226	25814	Tension Disc (3) .....
125415	25814	Tension Indicator.....
		NOTE: When ordering No. 125415 color required must be stated.
125416	25814	Tension Indicator Flange.....
		NOTE: When ordering No. 125416 color required must be stated.
172214	25814	Tension Indicator Flange 125416 with 172215, 172216 and 172217 .....
172215	25814	Tension Indicator Flange Adaptor .....
172216	25814	Tension Indicator Flange Adaptor Thumb Nut with 906ALZJ .....
172217	25814	Tension Indicator Flange Adaptor Thumb Nut Cap .....
906ALZJ	25814	Tension Indicator Flange Adaptor Thumb Nut Cap Set Screw.....
172218	25814	Tension Indicator Flange Stop Washer.....
172139	25814	Tension Releasing Lever.....

## PARTS FOR MACHINE No. 404-5

No.	Plate	Name
140563C	25814	Tension Releasing Lever Hinge Screw ....
12329	25814	Tension Releasing Lever Spring.....
172140	25814	Tension Releasing Pin.....
125314	25814	Tension Spring .....
140178ZJ	25814	Tension Stud .....
172221	-----	Tension Stud 140178ZJ and 172214 .....
140756AL	25814	Tension Stud Set Screw.....
172227	25814	Tension (graduated) adjustable complete, Nos. 66774, 125314, 125415, 172140, 172218, 172221, 172228 and three 172226
		NOTE: When ordering No. 172227 color required for 125415 must be stated.
172143	25814	Thread Guide (upper) .....
179013	25809	Thread Guide (lower) .....
172145	25809	Thread Take-up Stud.....
1259AL	25809	Thread Take-up Stud Set Screw .....
172146	25809	Thread Take-up Lever .....
172147	25809	Thread Take-up Lever complete, Nos. 45824, 45825 and 172146 .....
179014	-----	Thread Take-up Lever 172147 with 1130E, 172145, 173558 and 179009 .....
45824	25809	Thread Take-up Lever Hinge Stud.....
45825	25809	Thread Take-up Lever Link .....
173558	25809	Thread Take-up Lever Link Hinge Stud ..
33704	-----	Thread Take-up Lever Link Hinge Stud 173558 with 1130E .....
1130E	25809	Thread Take-up Lever Link Hinge Stud Cap Screw .....
941AL	25809	Thread Take-up Lever Link Hinge Stud Set Screw .....
66774	25814	Thread Take-up Spring .....
172228	25814	Thread Take-up Spring Thread Guard .....
179015	25814	Throat Plate .....
172151	25814	Throat Plate Clamp (2) .....
172152	25814	Throat Plate Clamp Adjusting Screw .....
172153	25814	Throat Plate Clamp Pin (2) .....
172213	25814	Throat Plate Clamp Pin Positioning Bracket .....
172154	25814	Throat Plate Clamp Spring (2) .....
172211	25814	Throat Plate Position Bracket .....
172156	25814	Throat Plate Position Indicator Plate .....
		NOTE: When ordering No. 172156, color of Background required must be stated.
140895TM	25814	Throat Plate Position Indicator Plate Screw (2) .....
172157	25814	Throat Plate Position Lever .....
140065X	25814	Throat Plate Position Lever Screw .....
172158	25814	Throat Plate Position Lever Spring .....
172159	25814	Throat Plate Position Lever Stop Plate ..

**ATTACHMENT SET COMPLETE No. 161277**

No.	Plate	Name
161275	-----	Attachment Box (compartmented cardboard carton) .....
161174	25818	Binder (slotted for various widths of bindings) with Pin Tape Guide, for unfolded bias binding 15/16 inch wide (commercial binding No. 6) and folded bias binding 1/2 inch wide (commercial binding No. 5) 7/16 inch wide (commercial binding No. 4) 3/8 inch wide (commercial binding No. 3) 5/16 inch wide (commercial binding No. 2) and 1/4 inch wide (commercial binding No. 1) .....
172222	25818	Bobbin (4) .....
161195	25818	Hemmer (foot) flat bottom for 5/64 inch hem complete .....
-----	-----	Instruction Book .....
161276	25818	Lint Brush .....
-----	-----	Needles 15 x 1 No. 11 (3) .....
-----	-----	Needles 15 x 1 No. 14 (3) .....
161169	25818	Presser Foot for gathering .....
140728ZJ	25818	Presser Foot Adjusting Thumb Screw .....
161122	25818	Presser Foot Adjusting Thumb Screw Spring .....
161163	25818	Presser Foot Plate .....
161164	25818	Presser Foot Shank (adjustable) .....
161176	-----	Presser Foot Shank (adjustable) 161164 with 161163.....
161165	25818	Presser Foot Shank (stationary) .....
161166ZJ	25818	Presser Foot (hinged, adjustable for sewing either on right or left side of needle) for cording and slide fasteners complete, Nos. 140728ZJ, 161122, 161165 and 161176 .....
160629	25818	Ruffler for one, six and twelve stitch ruffling .....
25537	25818	Screw Driver (machine) .....
120378	25818	Screw Driver (hook tension).....
161170	25818	Seam Guide .....
161171	25818	Seam Guide Body .....
161172	25818	Seam Guide complete, Nos. 140793ZJ, 161170 and 161171 .....
140793ZJ	25818	Seam Guide Thumb Screw .....
172007	25818	Spool Pin (2) .....
8879	25818	Spool Pin Washer (2).....
161133	25818	Tube of Oil for Family Machines .....

**ATTACHMENT SET COMPLETE No. 161277  
(Continued)**

No.	Plate	Name
161277	25818	Attachment Set complete, Nos. 25537, 120378, 160629, 161133, 161166, 161169, 161172, 161174, 161195, 161275, 161276, an Instruction Book, two each 8879, 172007, three each Needles 15x1 No. 11, 15x1 No. 14 and four 172222 .....

**FINGER GUARD**

No.	Plate	Name
160851	25819	Finger Guard .....

**ATTACHMENTS WHICH MAY BE PURCHASED SEPARATELY**

No.	Plate	Name
161161	-----	Darning and Embroidery Attachment Foot .....
140597J	-----	Darning and Embroidery Attachment Thumb Screw .....
161162	-----	Darning and Embroidery Attachment complete, Nos. 140597J and 161161 .....
160625	25819	Edge Stitcher .....
161226	25819	Tucker complete .....

For component parts of the following attachments, refer to Form 19385 (Rev. 1057), Lists of Parts for Singer Fashion Aids.

161103	-----	Style-O-Matic Zigzagger Attachment .....
160743	-----	Buttonhole Attachment complete .....
160753	25819	Hemmer Foot for Chiffon and silk .....
121632	25819	Needle Threader (Universal) complete .....
121634	25819	Needle Threader and Seam Ripper complete .....

From the library of Diamond Needle Corp

**BOBBIN WINDER PARTS**

No.	Plate	Name
172165	25804	Frame with Pulley, Spindle and 15287
		NOTE: When ordering No. 172165 color required must be stated.
50464X	25804	Frame Hinge Screw
170107	25804	Frame Spring
170101	25804	Frame Washer
15287	25804	Friction Ring (rubber)
		NOTE: When ordering No. 15287 color required must be stated.
172184	25804	Stop
228ZB	25804	Stop Screw
170161	25804	Tension Bracket
170162	25804	Tension Bracket complete, Nos. 45847, 45915, 45916, 140138ZB and 170161
205ZB	25804	Tension Bracket Screw
45915	25804	Tension Disc
140138ZB	25804	Tension Disc Screw
45916	25804	Tension Disc Screw Washer
45847	25804	Tension Disc Spring

**DRIP PAN  
For Machine No. 404-5**

No.	Plate	Name
179034	25823	Drip Pan with four 1/2 inch No. 14 Wire Nails

**KNEE LIFTER  
For Machine No. 404-5**

No.	Plate	Name
179021	25816	Bell Crank
179022	25816	Bell Crank 179021 with 5599 and 179023
5599	25816	Bell Crank Bracket
159E	25816	Bell Crank Bracket Screw (2)
179023	25816	Bell Crank Hinge Pin
5735	25816	Bell Crank Spring
179024	-----	Bell Crank complete, Nos. 5735 and 179022
179025	25816	Lifting Lever
179026	25816	Lifting Lever Connecting Rod
12416J	25816	Lifting Lever Connecting Rod Joint
140880J	25816	Lifting Lever Connecting Rod Joint Hinge Screw

**KNEE LIFTER  
(Continued)**

No.	Plate	Name
1520J	25816	Lifting Lever Connecting Rod Joint Hinge Screw Nut
1521J	25816	Lifting Lever Connecting Rod Lock Nut
140878K	25816	Lifting Lever Hinge Screw
179027	25816	Lifting Lever Link
2763TM	25817	Rock Shaft
7539	25817	Rock Shaft Hanger with two wood screws 1 in. No. 10 (2)
179028	25817	Rock Shaft Knee Arm
1509E	25817	Rock Shaft Knee Arm Clamping Nut
2766	25817	Rock Shaft Knee Arm Hub with 356C
356C	25817	Rock Shaft Knee Arm Hub Set Screw
179029	-----	Rock Shaft Knee Arm complete, Nos. 1509E, 2766, 2767 and 179028
2767	25817	Rock Shaft Knee Plate with 356C
356C	25817	Rock Shaft Knee Plate Set Screw
6337	25817	Rock Shaft Lifting Bracket with two 356C
179030	25817	Rock Shaft Lifting Bracket Hook
356C	25817	Rock Shaft Lifting Bracket Hook Set Screw
356C	25817	Rock Shaft Lifting Bracket Set Screw
2770	25817	Rock Shaft Stop Dog with 356C (2)
356C	25817	Rock Shaft Stop Dog Set Screw (2)
179031	25817	Rock Shaft complete, Nos. 2763TM, 6337, 179029, 179030 and two each 2770 and 7539
179032	-----	Knee Lifter complete, Nos. 1520J, 1521J, 12416J, 140878K, 140880J, 179024, 179025, 179026, 179027, 179031 and two 159E

**LIGHT No. 196221**

No.	Plate	Name
196238	25821	Body (lower half)
196227	25821	Body (upper half)
196237	25821	Body Clamp
180E	25821	Body Clamp Screw
195130	25821	Body Snap Ring
194120	25821	Lamp (specify voltage when ordering)
174523	25821	Lamp Shade with Name Plate and two 140580L
		NOTE: When ordering No. 174523 color required must be stated.

From the library of Diamond Needle Corp.

**LIGHT No. 196221**  
(Continued)

No.	Plate	Name
174524	25821	Lamp Shade complete, Nos. 228E, 170126, 172276 and 174523 .....
NOTE: When ordering No. 174524 color required must be stated.		
140758TM	25821	Lamp Shade Screw (2) .....
172276	25821	Lens (blue glass) .....
170126	25821	Lens Clamp .....
228E	25821	Lens Clamp Screw .....
965105	25821	Lead Connector (2) .....
964270	25821	Lead Grommet .....
196262	25821	Lead with Terminal Clips and Spring Contacts complete .....
140580L	-----	Name Plate Drive Screw (2) .....
196221	25821	Light complete (less lamp) Nos. 195130, 196227, 196237, 196238 and 196262 .....

**CHART FOR PA MOTORS**

Motor Catalog No.	Volts	Cycles
PA9-3	32	D.C. only
PA9-5	50	25 to 75 and D.C.
PA9-6	95-100	25 to 75 and D.C.
PA9-7	100-110	25 to 75 and D.C.
PA9-8	110-120	25 to 75 and D.C.
PA9-14	120-130	25 to 75 and D.C.
PA9-15	130-145	25 to 75 and D.C.

**MOTOR PARTS**

No.	Plate	Name
197705	25822	Armature with Fan complete for Motors Nos. PA9-3, PA9-5, PA9-6, PA9-7, PA9-8, PA9-14 and PA9-15 .....
NOTE: When ordering No. 197705 state Motor for which required.		
195540	25822	Armature Shaft Bearing (commutator end)
195541	25822	Armature Shaft Bearing (commutator end) Retainer .....
196630	25822	Armature Shaft Bearing (pinion end) .....
829736	25822	Armature Shaft Bearing (pinion end) Retainer .....
51789	25822	Armature Shaft Nut .....
197782	25822	Armature Shaft Pinion with 460AL .....
460AL	25822	Armature Shaft Pinion Set Screw .....
192457	25822	Brush (carbon) (2) .....
197695	25822	Brush Cover (2) .....
140433X	25822	Brush Cover Screw (2) .....
197409	25822	Brush Holder (2) .....
195874	25822	Brush Lead Terminal (2) .....
196961	25822	Brush Spring (2) .....
714280	25822	End Cover (commutator end) .....
NOTE: When ordering No. 714280 state the Motor for which required.		
195545	25822	End Cover Insert (brass) (2) .....
197696	25822	Field Coil Insulator .....
197706	25822	Field Core and Coils complete for Motors Nos. PA9-3, PA9-5, PA9-6, PA9-7, PA9-8, PA9-14 and PA9-15 .....
NOTE: When ordering No. 197706 state Motor for which required.		
195544	25822	Field Core Wedge .....
172160	25805	Motor Hold Down Plate .....
140445X	25805	Motor Hold Down Plate Screw .....
197702	25822	Motor Housing (pinion end) .....
140419X	25822	Motor Housing Screw (2) .....
703566	25822	Motor Housing Terminal Post (2) .....
196236	25822	Motor Housing Terminal Post Insulation .....



**FOOT CONTROLLERS (Bakelite)**  
(New Style)  
Machine No. 404-1

No.	Plate	Name
197638	-----	Controller complete for 32 to 55 volts A.C. or D.C. Motor, Nos. 194321, 194573, 196917, 197628 and four each 140099X and 194407.....
197629	25827	Controller complete for 95 to 145 volts A.C. or D.C. Motor, Nos. 194321, 194573, 196918, 197628 and four each 140099X and 194407.....
197637	-----	Controller complete for 150 to 250 volts A.C. or D.C. Motor, Nos. 194321, 194573, 196919, 197628 and four each 140099X and 194407.....
196930	25827	Controller Base.....
196917	-----	Controller Base 196930 with 196939 and two each 23258, 140103X and 931090.....
196918	25827	Controller Base 196930 with 196940 and two each 23258, 140103X and 931090.....
196919	-----	Controller Base 196930 with 196941 and two each 23258, 140103X and 931090.....
194407	25827	Controller Base Cushion (rubber) (4).....
140099X	25827	Controller Base Screw (4).....
194573	25827	Controller Cover.....
194321	25827	Controller Foot Pedal.....
197628	25827	Controller Lead complete, 60 in. long with Insulating Sleeves, Strain Relief, Terminals and Plug.....
196953	-----	Controller Resistance Unit for 32 to 55 volts, A.C. or D.C.....
196954	25827	Controller Resistance Unit for 95 to 145 volts, A.C. or D.C.....
196955	-----	Controller Resistance Unit for 150 to 250 volts, A.C. or D.C.....
196935	25827	Controller Resistance Unit Linkage.....
196937	25827	Controller Resistance Unit Linkage Cross Slide.....
1783X	25827	Controller Resistance Unit Linkage Cross Slide Lock Nut.....
196939	-----	Controller Resistance Unit with Linkage, Nos. 1783X, 196935, 196937, 196953, and two each 50587J, 51327J and 193384, for 32 to 55 volts A.C. or D.C.....
196940	-----	Controller Resistance Unit with Linkage, Nos. 1783X, 196935, 196937, 196954 and two each 50587J, 51327J and 193384, for 95 to 145 volts A.C. or D.C.....

**FOOT CONTROLLERS (Bakelite)**  
(New Style)  
Machine No. 404-1  
(Continued)

No.	Plate	Name
196941	-----	Controller Resistance Unit with Linkage, Nos. 1783X, 196935, 196937, 196955 and two each 50587J, 51327J and 193384, for 150 to 250 volts A.C. or D.C.....
140103X	25827	Controller Resistance Unit Screw (2).....
931090	25827	Controller Resistance Unit Screw Washer (asbestos) (2).....
23258	25827	Controller Resistance Unit Screw Washer (steel) (2).....
193384	25827	Controller Resistance Unit Short Circuiting Contact (2).....
51327J	25827	Controller Resistance Unit Short Circuiting Contact Screw (2).....
50587J	25827	Controller Resistance Unit Terminal Screw (2).....

**CONTROLLERS**  
Machine No. 404-4

Refer to page No.35 which lists "Electrical Equipment for use with School Sewing and Cutting Sets Nos. 417, 418 and 419"

**TREADLE CONTROLLERS (Bakelite)**  
For use with Stand No. 46913, for Set No. 152,  
Machine No. 404-5

No.	Plate	Name
197842	-----	Controller complete, for 32 to 55 volts, A.C. or D.C. Motor, Nos. 194454, 194491, 197848 and two 140102R.....
197841	25826	Controller complete, for 95 to 145 volts, A.C. or D.C. Motor, Nos. 194454, 194492, 197848 and two 140102R.....
197843	-----	Controller complete, for 150 to 250 volts, A.C. or D.C. Motor, Nos. 194454, 194493, 197848 and two 140102R.....
194322	25826	Controller Base.....



**TREADLE CONTROLLERS (Bakelite)**  
For use with Stand No. 46913, for Set No. 152,  
Machine No. 404-5  
(Continued)

No.	Plate	Name
194491	-----	Controller Base 194322 with 23258, 192211, 193384, 193908, 194422, 194479, 194774, 194775 and two each 50587J, 51327J, 140100R, 140103X, 194421, 194514 and 931090 .....
194492	25826	Controller Base 194322 with 23258, 192140, 193384, 193908, 194422, 194479, 194774, 194775 and two each 50587J, 51327J, 140100R, 140103X, 194421, 194514 and 931090 .....
194493	-----	Controller Base 194322 with 23258, 192141, 193384, 193908, 194422, 194479, 194774, 194775 and two each 50587J, 51327J, 140100R, 140103X, 194421, 194514 and 931090 .....
194399	25831	Controller Bracket .....
194468	-----	Controller Bracket 194399 with 51690R and 140348AL .....
140348AL	25831	Controller Bracket Screw .....
51690R	25831	Controller Bracket Screw Nut .....
194454	25826	Controller Cover with Name Plate .....
		NOTE: When ordering No. 194454 state number of Controller for which required.
140102R	25826	Controller Cover Screw (2) .....
197848	25826	Controller Lead Complete .....
193908	25826	Controller Lead Clamp .....
194479	25826	Controller Lead Clamp Insulation .....
192211	-----	Controller Resistance Unit for 32 to 55 volts .....
192140	25826	Controller Resistance Unit for 95 to 145 volts .....
192141	-----	Controller Resistance Unit for 150 to 250 volts .....
194774	25826	Controller Resistance Unit Adjusting Nut .....
194775	25826	Controller Resistance Unit Adjusting Nut Lock Spring .....
194416	-----	Controller Resistance Unit Bell Crank .....
194324	25826	Controller Resistance Unit Bell Crank Connecting Link with Insert .....
140101C	25826	Controller Resistance Unit Bell Crank Connecting Link Hinge Screw .....
1607J	-----	Controller Resistance Unit Bell Crank Connecting Link Hinge Screw Nut .....
51340C	-----	Controller Resistance Unit Bell Crank Hinge Screw .....

**TREADLE CONTROLLERS (Bakelite)**  
For use with Stand No. 46913, for Set No. 152,  
Machine No. 404-5  
(Continued)

No.	Plate	Name
1607J	-----	Controller Resistance Unit Bell Crank Hinge Screw Nut .....
194421	25826	Controller Resistance Unit Bell Crank Spring (2) .....
194402	25826	Controller Resistance Unit Bell Crank Spring Bracket .....
194422	-----	Controller Resistance Unit Bell Crank Spring Bracket 194402 with 51340C, 140101C, 194324, 194416, 194773 and two 1607J .....
140100R	-----	Controller Resistance Unit Bell Crank Spring Bracket Screw (2) .....
194514	-----	Controller Resistance Unit Bell Crank Spring Bracket Screw Insulating Disc (2) .....
140103X	25826	Controller Resistance Unit Screw (2) .....
931090	-----	Controller Resistance Unit Screw Washer (asbestos) (2) .....
23258	25826	Controller Resistance Unit Screw Washer (steel) .....
193384	25826	Controller Resistance Unit Short Circuiting Contact .....
51327J	25826	Controller Resistance Unit Short Circuiting Contact Screw .....
50587J	25826	Controller Resistance Unit Terminal Screw (2) .....
194773	25826	Controller Resistance Unit Yoke .....
792R	25831	Controller Screw (3) .....

**WIRING HARNESS No. 197719**  
Machines Nos. 404-1 and 404-5  
(110-120 Volts A.C. or D.C. Motor)

No.	Plate	Name
197719	25820	Wiring Harness complete, Nos. 197625, 197626 and 197717 .....
197625	25820	Wiring Harness Controller Socket (female) with leads (from Machine to Controller)....
140593	25820	Wiring Harness Terminal (two-pin) Post Screw (2) .....
197717	25820	Wiring Harness Terminal (two-pin) with Posts and two 140593 .....

**WIRING HARNESS No. 197719**  
**Machines Nos. 404-1 and 404-5**  
**(100-120 Volts A.C. or D.C. Motor)**  
**(Continued)**

No.	Plate	Name
197626	25820	Wiring Harness Lead with Terminal Clips (Lead from Two-pin Terminal (male half) to Light) .....
145TM	25820	Two-Pin Terminal Body (male half) Screw (1) .....

**WIRING HARNESS No. 197720**  
**(For all Motor ratings except 110-120 Volts A.C. or D.C. Motor)**

No.	Plate	Name
197720	-----	Wiring Harness complete, Nos. 197625, 197626 and 197721 .....
		NOTE: When ordering No. 197720, state voltage of Motor for which required.
197625	25820	Wiring Harness Controller Socket (female) with Leads (from machine to Controller) ..
140593	25820	Wiring Harness Terminal (two-pin) Post Screw (2) .....
197721	-----	Wiring Harness Terminal (two-pin) with Posts and two 140593 .....
197626	25820	Wiring Harness Lead with Terminal Clips (Lead from Two-pin Terminal (male half) to Light) .....
145TM	25820	Two-Pin Terminal Body (male half) Screw (1) .....
172161	25805	Two-Pin Terminal and Feed Rock Shaft Clearance Hole Cover Plate .....
		NOTE: When ordering No. 172161 color required must be stated.
219J	25805	Two-Pin Terminal and Feed Rock Shaft Clearance Hole Cover Plate Screw (3) .....
51327J	25805	Two-Pin Terminal Body Screw (2) .....

**LINE LEAD**  
**(From wall socket to machine)**  
**For Machines Nos. 404-1 and 404-5**

No.	Plate	Name
197874	25825	Two-Pin Terminal (female half) with Lead complete .....
		NOTE: When ordering No. 197874 color required must be stated.

**ELECTRICAL EQUIPMENT**  
**For use with School Sewing and Cutting Table Sets**  
**Nos. 417, 418 and 419**  
**Machine No. 404-4**

No.	Plate	Name
197175	25829	Wiring Outfit complete, Nos. 196682, 885960, two 197179 and four wood screws 3/4 in. No. 8 R.H.B. ....
197179	25828	Controller with Six-pin socket and Line Lead complete, for 95 to 145 volts A.C. or D.C. Motor, Nos. 194324, 196914, 197208, 197216 and two 149102X (2) .....
196931	25828	Controller Base (2) .....
196914	25828	Controller Base 196931 with 1783X, 23258, 193384, 193908, 194479, 196937, 196944, 196947 and two each 50587J, 51327J, 140103X and 931090 (2) .....
50559X	-----	Controller Base Screw (6) .....
194603	-----	Controller Base Screw Washer (6) .....
197216	25828	Controller Cover with Name Plate (2) .....
140102X	25828	Controller Cover Screw (4) .....
197208	25828	Controller Lead with Six-pin Plug and Line Lead with Plate complete, Nos. 196687 and two 50791J .....
50587J	25828	Controller Lead with Six-pin Plug and Line Lead with Plate Screw (4) .....
193908	25828	Controller Lead Clamp (2) .....
194479	25828	Controller Lead Clamp Insulation (2) .....
196687	25828	Controller Lead Plug (2) .....
50791J	25828	Controller Lead Plug Screw (4) .....
196947	25828	Controller Resistance Unit 95 to 145 volts (2) .....
196937	25828	Controller Resistance Unit Linkage Cross Slide (2) .....
1783X	25828	Controller Resistance Unit Linkage Cross Slide Lock Nut (2) .....

From the Ray, D. Harrold, Needle Corp

## ELECTRICAL EQUIPMENT

For use with School Sewing and Cutting Table Sets  
Nos. 417, 418 and 419  
Machine No. 404-4  
(Continued)

No.	Plate	Name
194324	25828	Controller Resistance Unit Insulating Link Insert (2) .....
196944	-----	Controller Resistance Unit Lever Bracket and Insulating Link (2) .....
196674	25830	Controller Plug Receptacle (2) .....
197168	25830	Controller Plug Receptacle Lead (less plug) .....
197170	25830	Controller Plug Receptacle Jumper Lead (black) .....
196677	25830	Controller Plug Receptacle Jumper Lead (brown) .....
196684	25830	Controller Plug Receptacle Jumper Lead (green) .....
196683	25830	Controller Plug Receptacle Lead 197168 with 888527 .....
888527	25830	Controller Plug Receptacle Lead Plug with Clamp and two 50764J .....
885960	25829	Controller Plug Receptacle Lead Plug Adaptor .....
50764J	25830	Controller Plug Receptacle Lead Plug Clamp Clamping Screw (2) .....
50637X	25830	Controller Plug Receptacle Screw (4) .....
140103X	25828	Controller Resistance Unit Screw (4) .....
931090	-----	Controller Resistance Unit Screw Washer (asbestos) (4) .....
23258	25828	Controller Resistance Unit Screw Washer (steel) (2) .....
193384	25828	Controller Resistance Unit Short Circuiting Contact (4) .....
51327J	25828	Controller Resistance Unit Short Circuiting Contact Screw (4) .....
196942	-----	Controller Starting Pitman (2) .....
196673	25830	Junction Box .....
196682	25830	Junction Box complete, Nos. 196673, 196676, 196677, 196679, 196683, 196684, 197170, two 196674 and four 50637X .....
196679	25830	Junction Box Cover .....
196676	25830	Junction Box Strain Relief (two pieces) ..
197745	25824	Safety Switch (Mercury) Mounting Bracket (2) .....
197746	25824	Safety Switch (Mercury) Mounting Bracket Gasket (2) .....
219J	25824	Two-pin Terminal and Feed Rock Shaft Clearance Hole Cover Plate Screw (2) .....

## ELECTRICAL EQUIPMENT

For use with School Sewing and Cutting Table Sets  
Nos. 417, 418 and 419  
Machine No. 404-4  
(Continued)

No.	Plate	Name
197744	25824	Wiring Harness with Safety Switch (Mercury) complete, in place of 197719(2)
140839J	25824	Wiring Harness Ground Wire Screw .....
1628F	25824	Wiring Harness Ground Wire Screw Nut .....

## NUMERICAL LIST OF PARTS

No.	Plate	Name
85E	25810	Presser Bar Lifter Hinge Screw .....
141ZB	25802	Arm Top Cover Screw .....
145TM	25820	Two-pin Terminal Body (male half) Screw
159E	25816	Knee Lifter Bell Crank Bracket Screw for 179032 .....
180E	25821	Light Body Clamp Screw .....
187E	25809	Needle Bar Clamping Screw for 179010 ...
189ZJ	25802	Arm Top Cover Thread Guide Screw for 179005 .....
189ZJ	25809	Needle Clamp, Needle Clamp Thread Guide and Needle Stop Screw .....
197X	25812	Feed Dog Screw.....
205ZB	25804	Bobbin Winder Tension Bracket Screw ....
209AL	25801	Rotating Hook Drive Shaft Collar Set Screw for 172095 .....
219J	25805	Face Plate Catch Screw for 179006 .....
219J	25805	Two-pin Terminal and Feed Rock Shaft Clearance Hole Cover Plate Screw .....
228E	25821	Light Lens Clamp Screw for 174524 .....
228ZB	25804	Bobbin Winder Stop Screw .....
231X	25813	Rotating Hook and Position Finger Bracket Spring Screw for 172091.....
315C	25806	Feed Bar Screw Center for 15445 .....
329ZB	25814	Slack Thread Regulator and Tension Thread Guide and Thread Guide (upper) Screw .....
356C	25817	Knee Lifter Rock Shaft Knee Arm Hub Set Screw for 2766 .....
356C	25817	Knee Lifter Rock Shaft Knee Plate Set Screw for 2767 .....
356C	25817	Knee Lifter Rock Shaft Lifting Bracket Hook Set Screw for 6337 .....
356C	25817	Knee Lifter Rock Shaft Lifting Bracket Set Screw for 6337.....
356C	25817	Knee Lifter Rock Shaft Stop Dog Set Screw for 2770 .....
453AL	25801	Arm Shaft (horizontal) Collar Set Screw for 170006.....
453AL	25809	Needle Bar Bushing Set Screw .....
453AL	25810	Presser Bar Bushing Set Screw .....
453AL	25810	Presser Bar Guide Bracket Set Screw for 170065 and 179033 .....
453AL	25813	Rotating Hook Bobbin Case Position Finger Set Screw for 172090 .....
453AL	25813	Rotating Hook Flanged Bushing Set Screw for 172090 .....
460AL	25822	Armature Shaft Pinion Set Screw for 197782

## NUMERICAL LIST OF PARTS

No.	Plate	Name
662AL	25813	Rotating Hook Bobbin Case Cushion Spring Screw for 172086 .....
792R	25831	Controller Screw for 404-5 Machine .....
896AL	25807	Feed Lifting Rock Shaft Connecting Rod Cap Screw for 170051 .....
906ALZJ	25814	Tension Indicator Flange Adaptor Thumb Nut Cap Set Screw for 172216 .....
941AL	25809	Thread Take-up Lever Link Hinge Stud Set Screw .....
990ZB	25807	Feed Regulator Stud Slide Actuating Thumb Nut Washer Screw .....
999C	25806	Feed Bar Connecting Link Hinge Screw ..
1085E	25807	Feed Forked Connection Slide Block Screw Stud for 170119 .....
1120AL	25807	Feed Regulator Stud Set Screw for 172179 and 172180 .....
1130E	25809	Thread Take-up Lever Link Hinge Stud Cap Screw for 33704 and 179014 .....
1172F	25813	Rotating Hook Bobbin Case Tension Regulating Screw for 172083 .....
1173E	25813	Rotating Hook Bobbin Case Tension Spring Screw for 172083 .....
1259AL	25801	Arm Shaft (upright) Bevel Gear (lower) Set Screw .....
1259AL	25801	Arm Shaft (upright) Bevel Gear (upper) Set Screw .....
1259AL	25801	Rotating Hook Drive Shaft Bevel Gear (back) Set Screw .....
1259AL	25801	Rotating Hook Drive Shaft Bevel Gear (front) Set Screw .....
1259AL	25813	Rotating Hook Bevel Gear Set Screw .....
1259AL	25809	Thread Take-up Stud Set Screw for 179003
1509E	25817	Knee Lifter Rock Shaft Knee Arm Clamping Nut for 179029 .....
1519R	25806	Feed Bar Screw Center Nut for 15445 .....
1520R	25807	Feed Forked Connection Hinge Screw Nut
1520R	25807	Feed Lifting Rock Shaft Connecting Rod Hinge Screw (eccentric) Nut .....
1520J	25816	Knee Lifter Lifting Lever Connecting Rod Joint Hinge Screw Nut for 179032 .....
1521J	25816	Knee Lifter Lifting Lever Connecting Rod Lock Nut for 179032 .....
1607J	-----	Controller Resistance Unit Bell Crank Connecting Link Hinge Screw Nut for 194422 .....
1607J	-----	Controller Resistance Unit Bell Crank Hinge Screw Nut for 194422 .....

## NUMERICAL LIST OF PARTS

No.	Plate	Name
1628E	25824	Wiring Harness Ground Wire Screw Nut for 404-4 Machine .....
1783X	25827	Controller Resistance Unit Linkage Cross Slide Lock Nut for 196914, 196939, 196940 and 196941 .....
2763TM	25817	Knee Lifter Rock Shaft for 179031 .....
2766	25817	Knee Lifter Rock Shaft Knee Arm Hub with 356C, for 179029 .....
2767	25817	Knee Lifter Rock Shaft Knee Plate with 356C, for 179029 .....
2770	25817	Knee Lifter Rock Shaft Stop Dog with 356C, for 179031 .....
5599	25816	Knee Lifter Bell Crank Bracket for 179022 .....
5735	25816	Knee Lifter Bell Crank Spring for 179024
6337	25817	Knee Lifter Rock Shaft Lifting Bracket with two 356C, for 179031 .....
7539	25817	Knee Lifter Rock Shaft Hanger with two wood screws 1 in. No. 10, for 179031 .....
8879	25803	Bed Cover Plate (bottom) Screw Thumb Nut Washer (felt) for 404-1 and 404-4 Machines
		NOTE: When ordering No. 8879 color required must be stated.
8879	25818	Spool Pin Washer for 161277 (Attachment Set) .....
12329	25814	Tension Releasing Lever Spring .....
12416J	25816	Knee Lifter Lifting Lever Connecting Rod Joint for 179032 .....
15287	25804	Bobbin Winder Friction Ring (rubber) for 172165 .....
		NOTE: When ordering No. 15287 color required must be stated.
15445	-----	Feed Bar Screw Center 315C with 1519R
23258	25827	Controller Resistance Unit Screw Washer (steel) for 194491, 194492, 194493, 196914, 196917, 196918 and 196919 .....
25537	25818	Screw Driver (machine) for 161277 (Attachment Set) .....
33704	-----	Thread Take-up Lever Link Hinge Stud 173558 with 1130E .....
45345	25814	Slack Thread Regulator and Tension Thread Guide .....
45706	25801	Arm Shaft (upright) Bushing (lower) for 179002 and 179019 .....
45723	25806	Feed Bar Connecting Link Hinge Stud
45824	25809	Thread Take-up Lever Hinge Stud for 172147 .....
45825	25809	Thread Take-up Lever Link for 172147 .....

From the library: Darabot.com

## NUMERICAL LIST OF PARTS

No.	Plate	Name
45847	25804	Bobbin Winder Tension Disc Spring for 170162 .....
45915	25804	Bobbin Winder Tension Disc for 170162 .....
45916	25804	Bobbin Winder Tension Disc Screw Washer for 170162 .....
50311AL	25813	Rotating Hook Bobbin Case Cushion Spring Bracket Adjusting Stud (eccentric) Set Screw for 172090 .....
50464X	25804	Bobbin Winder Frame Hinge Screw .....
50559X	-----	Controller Base Screw for 404-4 Machine .....
50587J	25827	Controller Resistance Unit Terminal Screw for 194491, 194492, 194493, 196939, 196940 and 196941 .....
50587J	25828	Controller Lead with Six-pin Plug and Line Lead with Plate Screw for 196914 .....
50637X	25830	Controller Plug Receptacle Screw for 196682 .....
50764J	25830	Controller Plug Receptacle Lead Plug Clamp Clamping Screw for 888527 .....
50791J	25828	Controller Lead Plug Screw for 197208 .....
51045AL	-----	Machine Hinge Connection Set Screw .....
51327J	25827	Controller Resistance Unit Short Circuiting Contact Screw for 194491, 194492, 194493, 196914, 196939, 196940 and 196941 .....
51327J	25805	Two-pin Terminal Body Screw for 404-1 and 404-5 Machines .....
51340C	-----	Controller Resistance Unit Bell Crank Hinge Screw for 194422 .....
51361R	25803	Bed Cover Plate (bottom) Screw for 179002 .....
51621R	25803	Bed Cover Plate (bottom) Screw Thumb Nut for 404-1 and 404-4 Machines .....
51690R	25831	Controller Bracket Screw Nut for 194468 .....
51738ZB	25808	Clamp Stop Motion Clamp Nut .....
51789	25822	Armature Shaft Nut .....
66774	25814	Thread Take-up Spring for 172227 .....
120378	25818	Screw Driver (hook tension) for 161277 (Attachment Set) .....
121632	25819	Needle Threader (Universal) complete .....
121634	25819	Needle Threader and Seam Ripper complete .....
125044	25809	Needle Bar Connecting Stud Oil Wick for 179011 .....
125314	25814	Tension Spring for 172227 .....
125415	25814	Tension Indicator for 172227 .....

NOTE: When ordering No. 125415 color required must be stated.

## NUMERICAL LIST OF PARTS

No.	Plate	Name
125416	25814	Tension Indicator Flange for 172214 .....
		NOTE: When ordering No. 125416 color required must be stated.
140065X	25815	Throat Plate Position Lever Screw .....
140082TM	25807	Stitch Indicator Plate Screw .....
140099X	25827	Controller Base Screw for 197629, 197637 and 197638 .....
140100R	-----	Controller Resistance Unit Bell Crank Spring Bracket Screw for 194491, 194492 and 194493 .....
140101C	25826	Controller Resistance Unit Bell Crank Connecting Link Hinge Screw for 194422 .....
140102R	25826	Controller Cover Screw for 197841, 197842 and 197843 .....
140102X	25828	Controller Cover Screw for 197179 .....
140103X	25827	Controller Resistance Unit Screw for 194491, 194492, 194493, 196914, 196917, 196918 and 196919 .....
140138ZB	25804	Bobbin Winder Tension Disc Screw for 170162 .....
140178ZJ	25814	Tension Stud for 172221 .....
140240ZB	25812	Presser Foot Thumb Screw .....
140348AL	25831	Controller Bracket Screw for 194468 .....
140419X	25822	Motor Housing Screw .....
140433X	25822	Brush Cover Screw .....
140445X	25805	Motor Hold Down Plate Screw .....
140558AL	25801	Arm Shaft (horizontal) Bevel Gear, Feed Cam and Feed Lifting Eccentric Set Screw .....
140559C	25801	Arm Shaft (horizontal) Counterbalance Set Screw .....
140563C	25814	Tension Releasing Lever Hinge Screw .....
140576C	25807	Feed Lifting Rock Shaft Connecting Rod Hinge Screw (eccentric) .....
140580L	-----	Light Name Plate Drive Screw for 174523 .....
140586ZB	25810	Pressure Regulating Thumb Screw .....
140593	25820	Wiring Harness Terminal (two-pin) Post Screw for 197717 and 197721 .....
140597J	-----	Darning and Embroidery Attachment Thumb Screw for 161162 .....
140702AL	25806	Feed Lifting Rock Shaft Center Set Screw for 179002 and 179019 .....
140702AL	25806	Feed Rock Shaft Center Set Screw for 179002 and 179019 .....
140702AL	25813	Rotating Hook and Position Finger Bracket Set Screw for 179002 and 179019 .....
140702AL	25801	Rotating Hook Drive Shaft Bushing (back) Set Screw for 179002 and 179019 .....

From the library of: [www.americanneedle.com](http://www.americanneedle.com)

## NUMERICAL LIST OF PARTS

No.	Plate	Name
140702AL	25801	Rotating Hook Drive Shaft Bushing (front) Set Screw for 172090 .....
140728ZJ	25818	Presser Foot Adjusting Thumb Screw for 161166 .....
140739E	25805	Arm Screw (back and right) for 179002 and 179019.....
140749C	25806	Feed Lifting Rock Shaft Center for 179002 and 179019.....
140749C	25806	Feed Rock Shaft Center for 179002 and 179019 .....
140751ZC	25809	Needle Thumb Screw for 172224 .....
140756AL	25814	Tension Stud Set Screw .....
140758TM	25821	Light Lamp Shade Screw .....
140767C	25807	Feed Regulator Hinge Screw .....
140792X	25805	Arm Screw (front) for 179002 and 179019 .....
140793ZJ	25818	Seam Guide Thumb Screw for 161172 .....
140809E	25803	Bed Cushion Screw .....
140812C	25807	Feed Forked Connection Hinge Screw (eccentric) .....
140828ALJ	25812	Bed Slide Spring Screw .....
140839J	25824	Wiring Harness Ground Wire Screw for 404-4 Machine .....
140878K	25816	Knee Lifter Lifting Lever Hinge Screw for 179032 .....
140880J	25816	Knee Lifter Lifting Lever Connecting Rod Joint Hinge Screw for 179032 .....
140881ZA	25808	Clamp Stop Motion Clamp Stop Screw.....
140886AL	25801	Needle Bar Crank Position Screw for 179003 .....
140895TM	25815	Throat Plate Position Indicator Plate Screw.....
160625	25819	Edge Stitcher.....
160629	25818	Ruffler for one, six and twelve stitch ruffling for 161277 (Attachment Set) .....
160743	-----	Buttonhole Attachment complete.....
160753	25819	Hemmer Foot for chiffon and silk.....
160851	25819	Finger Guard .....
161103	-----	Style-O-Matic Zigzagger Attachment.....
161122	25818	Presser Foot Adjusting Thumb Screw Spring for 161166 .....
161133	25818	Tube of Oil for Family Machines for 161277 (Attachment Set).....
161161	-----	Darning and Embroidery Attachment Foot for 161162 .....
161162	-----	Darning and Embroidery Attachment complete, Nos. 140597J and 161161 .....
161163	25818	Presser Foot Plate for 161176 .....
161164	25818	Presser Foot Shank (adjustable) for 161176 .....

## NUMERICAL LIST OF PARTS

No.	Plate	Name
161165	25818	Presser Foot Shank (stationary) for 161166 .....
161166ZJ	25818	Presser Foot (hinged, adjustable for sewing either on right or left side of needle) for cording and slide fasteners complete, for 161277, Nos. 140728ZJ, 161122, 161165 and 161176 (Attachment Set) .....
161169	25818	Presser Foot for gathering for 161277 (Attachment Set) .....
161170	25818	Seam Guide for 161172 .....
161171	25818	Seam Guide Body for 161172 .....
161172	25818	Seam Guide complete for 161277, Nos. 140793ZJ, 161170 and 161171 (Attachment Set) .....
161174	25818	Binder (slotted for various widths of bindings) with Pin Tape Guide, for unfolded bias binding 15/16 in. wide (commercial binding No. 6) and folded bias binding 1/2 in. wide (commercial binding No. 5) 7/16 in. wide (commercial binding No. 4) 3/8 in. wide (commercial binding No. 3) 5/16 in. wide (commercial binding No. 2) and 1/4 in. wide (commercial binding No. 1) for 161277 (Attachment Set) .....
161176	-----	Presser Foot Shank (adjustable) 161164 with 161163 for 161166 .....
161195	25818	Hemmer (foot) flat bottom for 5/64 in. hem complete for 161277 (Attachment Set) .....
161226	25819	Tucker complete .....
161275	-----	Attachment Box (compartmented cardboard carton) for 161277 (Attachment Set) .....
161276	25818	Lint Brush for 161277 (Attachment Set) ..
161277	25818	Attachment Set complete, Nos. 25537, 120378, 160629, 161133, 161166, 161169, 161172, 161174, 161195, 161275, 161276, on Instruction Book, two each 8879, 172007, three each Needles 15x1 No. 11, 15x1 No. 14 and four 172222 .....
170005	25801	Arm Shaft (horizontal) Bushing (back) for 179002 and 179019 .....
170005	25801	Arm Shaft (horizontal) Bushing (front) for 179002 and 179019.....
170006	25801	Arm Shaft (horizontal) Collar with 453AL .....
170020	25808	Hand Wheel Gear Spring for 172264.....
170021	25808	Hand Wheel Snap Ring for 172264 .....



## NUMERICAL LIST OF PARTS

No.	Plate	Name
170030	25805	Face Plate Catch for 179006.....
170032	25805	Face Plate Hinge Pin for 179006.....
170037	25806	Feed Bar Connecting Link .....
170045	25807	Feed Forked Connection with 170119 .....
170046	25807	Feed Forked Connection Slide Block for 170119.....
170051	25807	Feed Lifting Rock Shaft Connecting Rod with two 896Al .....
170054	25806	Feed Rock Shaft .....
170055	25805	Feed Rock Shaft Clearance Hole Cover ..
		NOTE: When ordering No. 170055 color required must be stated.
170065	25810	Presser Bar Guide Bracket with 453AL, for 404-1 and 404-4 Machines.....
170067	25810	Presser Bar Spring for 170068.....
170068	-----	Presser Bar Spring 170067 with 170183
170071	25812	Presser Foot (hinged) complete.....
170078	25801	Rotating Hook Drive Shaft Bushing (back) for 179002 and 179019 .....
170101	25804	Bobbin Winder Frame Washer.....
170107	25804	Bobbin Winder Frame Spring .....
170119	-----	Feed Forked Connection Slide Block 170046 with 1085E for 170045 .....
170126	25821	Light Lens Clamp for 174524 .....
170132	25801	Arm Shaft (upright) Bushing (upper) for 179002 and 179019 .....
170140	-----	Pair of Gears (lower shaft) consisting of Arm Shaft (upright) Bevel Gear (lower) and Rotating Hook Shaft Bevel Gear (back)
		NOTE: No. 170140 is not furnished to U.S.A. and Canadian Agencies. The machine must be returned to the factory for gear replacements.
170141	-----	Pair of Gears (upper shaft) consisting of Arm Shaft (horizontal) Bevel Gear Feed Com and Feed Lifting Eccentric and Arm Shaft (upright) Bevel Gear (upper) .....
		NOTE: No. 170141 is not furnished to U.S.A. and Canadian Agencies. The machine must be returned to the factory for gear replacements.
170161	25804	Bobbin Winder Tension Bracket for 170162.....
170162	25804	Bobbin Winder Tension Bracket complete, Nos. 45847, 45915, 45916, 140138ZB and 171061 .....

## NUMERICAL LIST OF PARTS

No.	Plate	Name
170168	25802	Oil Metering Insert for 179005 .....
170169	25808	Clamp Stop Motion Clamp Washer .....
170177	25808	Hand Wheel for 172264 .....
		NOTE: When ordering No. 170177 color required must be stated.
170179	25807	Feed Regulator Hinge Screw Tension Spring.....
170180	25807	Feed Regulator Hinge Screw Tension Spring Seat .....
170183	25810	Pressure Regulating Thumb Screw Extension Pin for 170068 .....
172001	25805	Arm Oil Shield .....
172005	25801	Arm Shaft (horizontal) Counterbalance ..
172006	25801	Arm Shaft (upright) .....
172007	25818	Spool Pin for 161277 (Attachment Set) ...
172011	25802	Arm Top Cover Thread Guide for 179005
172012	25803	Bed Cover Plate (bottom) for 172013 .....
172013	-----	Bed Cover Plate (bottom) 172012 with 172014, for 404-1 and 404-4 Machine .....
172014	25803	Bed Cover Plate (bottom) felt for 172013
172015	25812	Bed Slide .....
172016	25812	Bed Slide Spring .....
172026	25806	Feed Bar .....
172028	25806	Feed Lifting Rock Shaft .....
172029	25806	Feed Lifting Rock Shaft Center Set Screw Insert (brass).....
172029	25806	Feed Rock Shaft Center Set Screw Insert (brass) .....
172038	25809	Needle Bar Connecting Link for 179009 ..
172066	25809	Needle Stop Screw Thread Protector .....
172068	25810	Presser Bar (hollow) .....
172069	25810	Presser Bar Bushing.....
172070	25810	Presser Bar Lifter .....
172080	25813	Rotating Hook for 172081 .....
172081	-----	Rotating Hook 172080 with 172083 for 172091 .....
172082	25813	Rotating Hook Bobbin Case for 172083 ...
172083	25813	Rotating Hook Bobbin Case 172082 with 1172F, 1173E and 172202, for 172081 .....
172084	25813	Rotating Hook Bobbin Case Cushion Spring for 172086 .....
172085	25813	Rotating Hook Bobbin Case Cushion Spring Bracket for 172086 .....
172086	-----	Rotating Hook Bobbin Case Cushion Spring Bracket 172095 with 172084 and two 662AL, for 172091 .....



## NUMERICAL LIST OF PARTS

No.	Plate	Name
172087	25813	Rotating Hook Bobbin Case Cushion Spring Bracket Adjusting Stud (eccentric) for 172091 .....
172089	25813	Rotating Hook and Position Finger Bracket for 172090 .....
172090	-----	Rotating Hook and Position Finger Bracket 172089 with 50311AL, 172096 and two each 453AL, and 140702AL, for 172091 .....
172091	-----	Rotating Hook and Position Finger Bracket 172090 with 231X, 172081, 172086, 172087, 172092 and 172207 .....
172092	25813	Rotating Hook and Position Finger Bracket Spring for 172091 .....
172093	25801	Rotating Hook Drive Shaft .....
172094	25801	Rotating Hook Drive Shaft Bushing (front) .....
172095	25801	Rotating Hook Drive Shaft Collar with 209AL .....
172096	25813	Rotating Hook Flanged Bushing for 172090 .....
172097	-----	Pair of Gears (lower shaft, Rotating Hook end) consisting of Rotating Hook Drive Shaft Bevel Gear (front) and Rotating Hook Bevel Gear .....
		NOTE: No. 172097 is not furnished to U.S.A. and Canadian Agencies. The machine must be returned to the factory for gear replacements.
172139	25814	Tension Releasing Lever .....
172140	25814	Tension Releasing Pin for 172227 .....
172143	25814	Thread Guide (upper) .....
172145	25809	Thread Take-up Stud for 179014 .....
172146	25809	Thread Take-up Lever for 172147 .....
172147	25809	Thread Take-up Lever complete for 179014, Nos. 45824, 45825 and 172146 .....
172151	25815	Throat Plate Clamp .....
172152	25815	Throat Plate Clamp Adjusting Screw .....
172153	25815	Throat Plate Clamp Pin .....
172154	25815	Throat Plate Clamp Spring .....
172156	25815	Throat Plate Position Indicator Plate .....
		NOTE: When ordering No. 172156, color of background required must be stated.
172157	25815	Throat Plate Position Lever .....
172158	25815	Throat Plate Position Lever Spring .....
172159	25815	Throat Plate position Lever Stop Plate ..
172160	25805	Motor Hold Down Plate .....
172161	25805	Two-pin Terminal Feed Rock Shaft Clearance Hole Cover Plate for 404-1 and 404-5 Machines .....

## NUMERICAL LIST OF PARTS

No.	Plate	Name
172165	25804	Bobbin Winder Frame with Pulley Spindle and 15287 .....
		NOTE: When ordering No. 172165 color required must be stated.
172170	25807	Feed Regulator Stud for 172180 .....
172171	25807	Feed Regulator Stud Slide .....
172172	25807	Feed Regulator Stud Slide Actuating Thumb Nut .....
172173	25807	Feed Regulator Stud Slide Actuating Thumb Nut Washer .....
*172176	-----	Bed for 404-1 and 404-4 Machine .....
		NOTE: Due to the accuracy required for gear alignment, Bed cannot be supplied separately and can only be sent as a unit. Arm and Bed assembled.
		NOTE: When ordering No. 172176 color required must be stated.
172177	25805	Arm Dowel Pin for 179002 and 179019 .....
172179	25807	Feed Regulator with 1120AL .....
172180	-----	Feed Regulator with 1120AL and 172170 .....
172184	25804	Bobbin Winder Stop .....
172202	25813	Rotating Hook Bobbin Case Tension Spring for 172083 .....
172203	25803	Bed Cushion .....
172207	25813	Rotating Hook Bobbin Case Position Finger for 172091 .....
172211	25815	Throat Plate Position Bracket .....
172213	25815	Throat Plate Clamp Pin Positioning Bracket .....
172214	25814	Tension Indicator Flange 125416 with 172215, 172216 and 172217, for 172221 .....
172215	25814	Tension Indicator Flange Adaptor for 172214 .....
172216	25814	Tension Indicator Flange Adaptor Thumb Nut with 906ALZJ, for 172214 .....
172217	25814	Tension Indicator Flange Adaptor Thumb Nut Cap for 172214 .....
172218	25814	Tension Indicator Flange Stop Washer for 172227 .....
172221	-----	Tension Stud 140187ZJ and 172214, for 172227 .....
172222	25813	Rotating Hook Bobbin .....
172222	25818	Bobbin for 161277 (Attachment Set) .....
172223	25809	Needle Clamp Body for 172224 .....
172224	-----	Needle Clamp 172223 with 140751ZA .....
172225	25809	Needle Clamp Thread Guide .....
172226	25814	Tension Disc for 172227 .....

## NUMERICAL LIST OF PARTS

No.	Plate	Name
172227	25814	Tension (graduated) adjustable complete, Nos. 66774, 125314, 125415, 172140, 172218, 172221, 172228 and three 172226 NOTE: When ordering No. 172227, color required for No. 125415 must be stated.
172228	25814	Thread Take-up Spring Thread Guard for 172227.....
172263	25808	Hand Wheel Gear (Nylon) for 172264.....
172264	25808	Hand Wheel complete, Nos. 170020, 170021, 170177 and 172263..... NOTE: When ordering No. 172264 color required must be stated.
172276	25821	Light Lens (blue gloss) for 174524.....
173558	25809	Thread Take-up Lever Link Hinge Stud for 33704 and 179014.....
174523	25821	Light Lamp Shade with Name Plate and two 140580L, for 174524..... NOTE: When ordering No. 174523 color required must be stated.
174524	25821	Light Lamp Shade complete, Nos. 228E, 170126, 172276 and 174523..... NOTE: When ordering No. 174524 color required must be stated.
*179001	-----	Arm for 404-1 and 404-4 Machine..... NOTE: Whe to the accuracy required for gear alignment, Arm cannot be supplied separately and can only be sent as a unit, Arm and Bed assembled.
*179002	-----	Arm and Bed assembled with 45706, 51361R, 140792X, 170078, 170132, two each 140739E, 170005, 172177, four 140749C and seven 140702AL for 404-1 and 404-4 Machines.....
179003	25801	Arm Shaft (horizontal) with Needle Bar Crank, 1259AL and 140886AL.....
179004	25802	Arm Top Cover for 179005.....
179005	25802	Arm Top Cover complete, Nos. 172011, 179004, two 189ZJ and four 170168.....
179006	25805	Face Plate with Threading Diagram complete, Nos. 219J, 170030 and two 170032
179007	25809	Needle Bar (hollow).....
179008	25809	Needle Bar Bushing.....
179009	-----	Needle Bar Connecting Link 172038 with 179011, for 179014.....
179010	25809	Needle Bar Connecting Stud with 187E, for 179011.....
179011	-----	Needle Bar Connecting Stud 179010 with 125044, for 179009.....

## NUMERICAL LIST OF PARTS

No.	Plate	Name
179012	25807	Stitch Indicator Plate with Machine Class Number and Trade Mark.....
179013	25809	Thread Guide (lower).....
179014	-----	Thread Take-up Lever 172147 with 1130E, 172145, 173558 and 179009.....
179015	25812	Throat Plate.....
179016	25812	Feed Dog, 13 teeth (16 teeth to the inch) Arm for 404-5 Machine.....
*179018	-----	NOTE: Due to the accuracy required for gear alignment, Arm cannot be supplied separately and can only be sent as a unit, Arm and Bed assembled. ----- Arm and Bed (assembled) with 45706, 140792X, 170078, 170132, two each 140739E, 170005, 172177, four 140749C and seven 140702AL, for 404-5 Machine.....
*179019	-----	NOTE: Due to the accuracy required for gear alignment, Bed cannot be supplied separately and can only be sent as a unit, Arm and Bed assembled.
*179020	-----	-----
179021	25816	Knee Lifter Bell Crank for 179022.....
179022	25816	Knee Lifter Bell Crank 179021 with 5599 and 179023, for 179024.....
179023	25816	Knee Lifter Bell Crank Hinge Pin for 179022.....
179024	-----	Knee Lifter Bell Crank complete for 179032 Nos. 5735 and 179022.....
179025	25816	Knee Lifter Lifting Lever for 179032.....
179026	25816	Knee Lifter Lifting Lever Connecting Rod for 179032.....
179027	25816	Knee Lifter Lifting Lever Link for 179032
179028	25817	Knee Lifter Rock Shaft Knee Arm for 179029.....
179029	-----	Knee Lifter Rock Shaft Knee Arm complete for 179031, Nos. 1509E, 2766, 2767 and 179028.....
179030	25817	Knee Lifter Rock Shaft Lifting Bracket Hook for 179031.....
179031	25817	Knee Lifter Rock Shaft complete for 179032, Nos. 2763TM, 6337, 179029, 179030 and two each 2770 and 7539.....
179032	-----	Knee Lifter complete, for 404-5 Machine, Nos. 1520J, 1521J, 12416J, 140878K, 140880J, 179024, 179025, 179026, 179027, 179031 and two 159E.....
179033	25811	Presser Bar Guide Bracket with 453AL, for 404-5 Machine.....

## NUMERICAL LIST OF PARTS

No.	Plate	Name
179034	25823	Drip Pan with four 1/2 in. No. 14 Wire Nails for 404-5 Machine .....
192140	25826	Controller Resistance Unit for 95 to 145 volts, for 194492 .....
192141	-----	Controller Resistance Unit for 150 to 250 volts, for 194493 .....
192211	-----	Controller Resistance Unit for 32 to 55 volts, for 194491 .....
192457	25822	Brush (carbon) .....
193384	25827	Controller Resistance Unit Short Circuiting Contact for 194491, 194492, 194493, 196914, 196939, 196940 and 196941 .....
193908	25806	Controller Lead Clamp for 194491, 194492, 194493 and 196914 .....
193908	25826	Controller Lead Clamp .....
194120	25821	Light Lamp (specify voltage when ordering) .....
194321	25827	Controller Foot Pedal for 197629, 197637 and 197638 .....
194322	25826	Controller Base for 194491, 194492 and 194493 .....
194324	25826	Controller Resistance Unit Bell Crank Connecting Link with Insert for 194422 and 197179 .....
194399	25831	Controller Bracket for 194468 .....
194402	25826	Controller Resistance Unit Bell Crank Spring Bracket for 194422 .....
194407	25827	Controller Base Cushion (rubber) for 197629, 197637 and 197638 .....
194416	-----	Controller Resistance Unit Bell Crank for 194422 .....
194421	25826	Controller Resistance Unit Bell Crank Spring for 194491, 194492 and 194493 .....
194422	-----	Controller Resistance Unit Bell Crank Spring Bracket 194402 with 51340C, 140101C, 194324, 194416, 194773 and two 1607J, for 194491, 194492 and 194493 .....
194454	25826	Controller Cover with Name Plate for 197841, 197842 and 197842 .....
		NOTE: When ordering No. 194454 state number of Controller for which required.
194468	-----	Controller Bracket 194399 with 51690R and 140348AL, for 404-5 Machine .....
194479	25826	Controller Lead Clamp Insulation for 194491, 194492, 194493 and 196914 .....
194491	-----	Controller Base 194322 with 23258, 192211, 193384, 193908, 194422, 194479, 194774, 194775, and two each 50587J, 51327J, 140100R, 140103X, 194421, 194514 and 931090, for 197842 .....

## NUMERICAL LIST OF PARTS

No.	Plate	Name
194492	25826	Controller Base 194322 with 23258, 192140, 193384, 193908, 194422, 194479, 194774, 194775 and two each 50587J, 51327J, 140100R, 140103X, 194421, 194514 and 931090, for 197841 .....
194493	-----	Controller Base 194322 with 23258, 192141, 193384, 193908, 194422, 194479, 194774, 194775, and two each 50587J, 51327J, 140100R, 140103X, 194421, 194514 and 931090 for 197843 .....
194514	-----	Controller Resistance Unit Bell Crank Spring Bracket Insulating Disc for 194491, 194492 and 194493 .....
194573	25827	Controller Cover for 197629, 197637 and 197638 .....
194603	-----	Controller Base Screw Washer for 404-4 Machine .....
194773	25826	Controller Resistance Unit Yoke for 194422 .....
194774	25826	Controller Resistance Unit Adjusting Nut for 194491, 194492 and 194493 .....
194775	25826	Controller Resistance Unit Adjusting Nut Lock Spring for 194491, 194492, and 194493 .....
195130	25821	Light Body Snap Ring for 196221 .....
195540	25822	Armature Shaft Bearing (commutator end) .....
195541	25822	Armature Shaft Bearing (commutator end) Retainer .....
195544	25822	Field Core Wedge .....
195545	25822	Edge Cover Insert (brass) .....
195874	25822	Brush Lead Terminal .....
196221	25821	Light complete (less lamp) Nos. 195130, 196227, 196237, 196238 and 196262 .....
196227	25821	Light Body (upper half) for 196221 .....
196236	25822	Motor Housing Terminal Post Insulation .....
196237	25821	Light Body Clamp For 196221 .....
196238	25821	Light Body (lower half) for 196221 .....
196262	25821	Light Lead with Terminal Clips and Spring Contacts complete for 196221 .....
196630	25822	Armature Shaft Bearing (pinion end) .....
196673	25830	Junction Box for 196682 .....
196674	25830	Controller Plug Receptacle for 196682 .....
196676	25830	Junction Box Strain Relief (two-pieces) for 196682 .....

From the Pay for Performance Book

## NUMERICAL LIST OF PARTS

No.	Plate	Name
196677	25830	Controller Plug Receptacle Jumper Lead (brown) for 196682 .....
196679	25830	Junction Box Cover for 196682 .....
196682	25830	Junction Box complete for 197175, Nos. 196673, 196676, 196677, 196679, 196683, 196684, 197170, two 196674 and four 50637X .....
196683	25830	Controller Plug Receptacle Lead 197168 with 888527, for 196682 .....
196684	25830	Controller Plug Receptable Jumper Lead (green) for 196682 .....
196687	25828	Controller Lead Plug for 197208 .....
196914	25828	Controller Base 196931 with 1783X, 23258, 193384, 193908, 194479, 196937, 196944, 196947 and two each 50587J, 51327J, 140103X and 931090 for 197179 .....
196917	-----	Controller Base 196930 with 196939 and two each 23258, 140103X and 931090 for 197638 .....
196918	25827	Controller Base 196930 with 196940 and two each 23258, 140103X and 931090, for 197629 .....
196919	-----	Controller Base 196930 with 196941 and two each 23258, 140103X and 931090 for 197637 .....
196930	25727	Controller Base for 196917, 196918 and 196919 .....
196931	25828	Controller Base for 196914 .....
196935	25827	Controller Resistance Unit Linkage for 196939, 196940 and 196941 .....
196937	25827	Controller Resistance Unit Linkage Cross Slide for 196914, 196939, 196940 and 196941 .....
196939	-----	Controller Resistance Unit with Linkage, for 196917, Nos. 1783X, 196935, 196937, 196953 and two each 50587J, 51327J and 193384 for 32 to 55 volts A.C. or D.C. ....
196940	-----	Controller Resistance Unit with Linkage, 196918, Nos. 1783X, 196935, 196937, 196954 and two each 50587J, 51327J and 193384, for 95 to 145 volts A.C. or D.C. ....
196941	-----	Controller Resistance Unit with Linkage for 196919, Nos. 1783X, 196935, 196937, 196955 and two each 50587J, 51327J and 193384, for 150 to 250 volts A.C. or D.C. ....
196942	-----	Controller Starting Pitman for 404-4 Machine .....
196944	-----	Controller Resistance Unit Lever Bracket and Insulating Link for 196914 .....

## NUMERICAL LIST OF PARTS

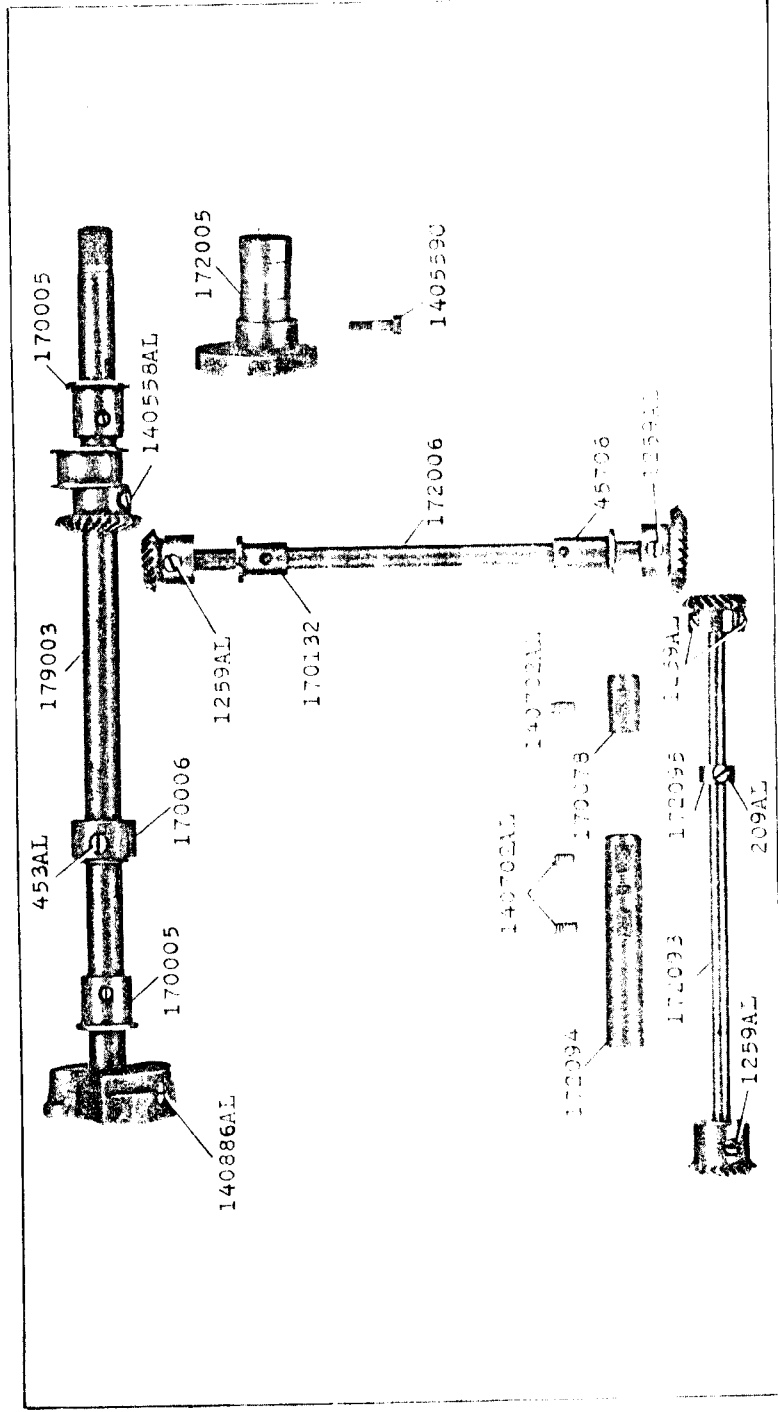
No.	Plate	Name
196947	25828	Controller Resistance Unit 95 to 145 volts, for 196914 .....
196953	-----	Controller Resistance Unit for 32 to 55 volts, A.C. or D.C., for 196939 .....
196954	25827	Controller Resistance Unit for 95 to 145 volts, A.C. or D.C., for 196940 .....
196955	-----	Controller Resistance Unit for 150 to 250 volts, A.C. or D.C., for 196941 .....
196961	25822	Brush Spring .....
197168	25830	Controller Plug Receptacle Lead (less plug) for 196683 .....
197170	25830	Controller Plug Receptacle Jumper Lead (black) for 196682 .....
197175	25829	Wiring Outfit complete for 404-4 Machine, Nos. 196682, 885960, two 197179 and four wood screws 3/4 in. No. 8 R.H.B. ....
197179	25828	Controller with Six-pin Socket and Line Lead complete for 95 to 145 volts A.C. or D.C., Motor for 197175, Nos. 194324, 196914, 197208, 197216 and two 140102X .....
197208	25828	Controller Lead with Six-pin Plug and Line Lead with Plate complete for 197179, Nos. 196687 and two 50791J .....
197216	25828	Controller Cover with Name Plate for 197179 .....
197409	25822	Brush Holder .....
197625	25820	Wiring Harness Controller Socket (female) with Leads (from machine to Controller) for 197719 and 197720 .....
197626	25820	Wiring Harness Lead with Terminated Clips (lead from Two-pin Terminal (male half) to light) for 197719 and 197720 .....
197628	25827	Controller Lead complete, 60 in. long with Insulating Sleeves, Strain Relief, Terminals and Plug for 197629, 197637 and 197638 .....
197629	25827	Controller complete for 95 to 145 volts A.C. or D.C. Motor, for 404-1 Machine, Nos. 194321, 194573, 196918, 197628 and four each 140099X and 194407 .....
197637	-----	Controller complete for 150 to 250 volts A.C. or D.C. Motor, for 404-1 Machine, Nos. 194321, 194573, 196919, 197628 and four each 140099X and 194407 .....
197638	-----	Controller complete for 32 to 55 volts A.C. or D.C. Motor, for 404-1 Machine, No Nos. 194321, 194573, 196917, 197628 and four each 140099X and 194407 .....

## NUMERICAL LIST OF PARTS

No.	Plate	Name
197695	25822	Brush Cover .....
197696	25822	Field Coil Insulator .....
197702	25822	Motor Housing (pinion end) .....
197705	25822	Armature with Fan complete for Motors Nos. PA9-3, PA9-5, PA9-6, PA9-7, PA9-8, PA9-14 and PA9-15 .....
		NOTE: When ordering No. 197705 state Motor for which required.
197706	25822	Field Core and Coils complete for Motors Nos. PA9-3, PA9-5, PA9-6, PA9-7, PA9-8, PA9-14 and PA9-15 .....
		NOTE: When Ordering No. 197706 state Motor for which required.
197717	25820	Wiring Harness Terminal (two-pin) with Posts and two 140593, for 197719 .....
197719	25820	Wiring Harness complete, for 110 to 120 volts, A.C. or D.C. Motors, for 404-1 and 404-5 Machines, Nos. 197625, 197626 and 197717 .....
197720	-----	Wiring Harness complete, for all motor ratings except 110 to 120 volts, A.C. or D.C. Motors, for 404-1 and 404-5 Machines, Nos. 197625, 197626 and 197721 .....
		NOTE: When ordering No. 197720, state voltage of Motor for which required.
197721	-----	Wiring Harness Terminal (two-pin) with Posts and two 140593, for 197720 .....
197744	25824	Wiring Harness with Safety Switch (Mercury) complete for 404-4 Machine, in place of 197719 .....
197745	25824	Safety Switch (Mercury) Mounting Bracket for 404-4 Machine .....
197746	25824	Safety Switch (Mercury) Mounting Bracket Gasket for 404-4 Machine .....
197782	25822	Armature Shaft Pinion with 460A1 .....
197841	25826	Controller complete, for 95 to 145 volts, A.C. or D.C. Motor, for 404-5 Machine, Nos. 194454, 194492, 197848 and two 140102R .....
197842	-----	Controller complete for 32 to 55 volts, A.C. or D.C. Motor for 404-5 Machine, Nos. 194454, 194491, 197848 and two 140102R .....
197843	-----	Controller complete for 150 to 250 volts, A.C. or D.C. Motor for 404-5 Machine, Nos. 194454, 194493, 197848 and two 140102R .....
197848	25826	Controller Lead complete for 197841, 197842 and 197843 .....

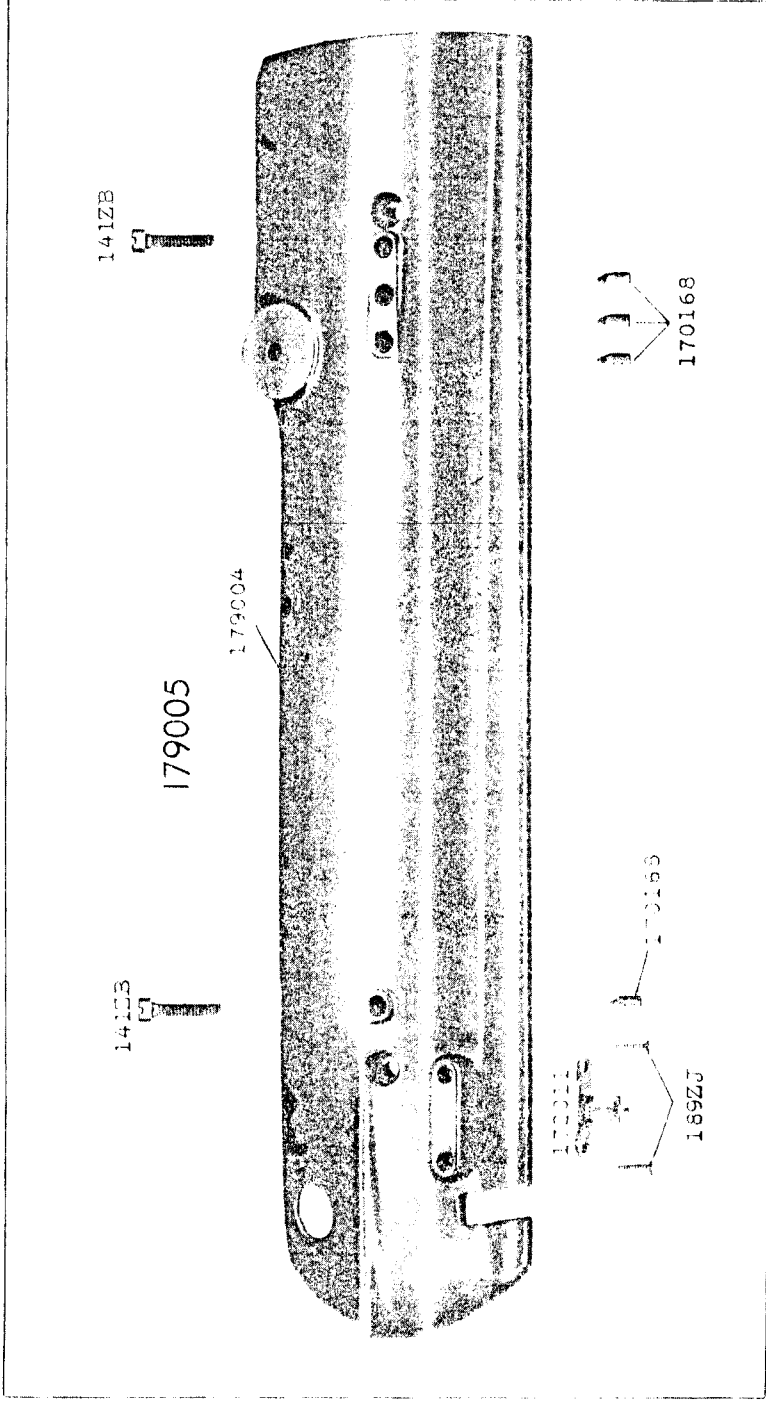
## NUMERICAL LIST OF PARTS

No.	Plate	Name
197874	25825	Two-pin Terminal (female half) with Lead complete (from wall socket to machine) for 404-1 and 404-5 Machines .....
		NOTE: When ordering No. 197874 color required must be stated.
703566	25822	Motor Housing Terminal Post .....
714280	25822	End Cover (commutator end) .....
		NOTE: When ordering No. 714280 state the Motor for which required.
829736	25822	Armature Shaft Bearing (pinion end) Retainer .....
885960	25829	Controller Plug Receptacle Lead Plug Adaptor for 197175 .....
888527	25830	Controller Plug Receptacle Lead Plug with Clamp and two 50764J, for 196683 ..
931090	25827	Controller Resistance Unit Screw Washer (asbestos) for 194491, 194492, 194493, 196914, 196917, 196918 and 196919 .....
964270	25821	Light Lead Grommet .....
965105	25821	Lead Connector Light .....

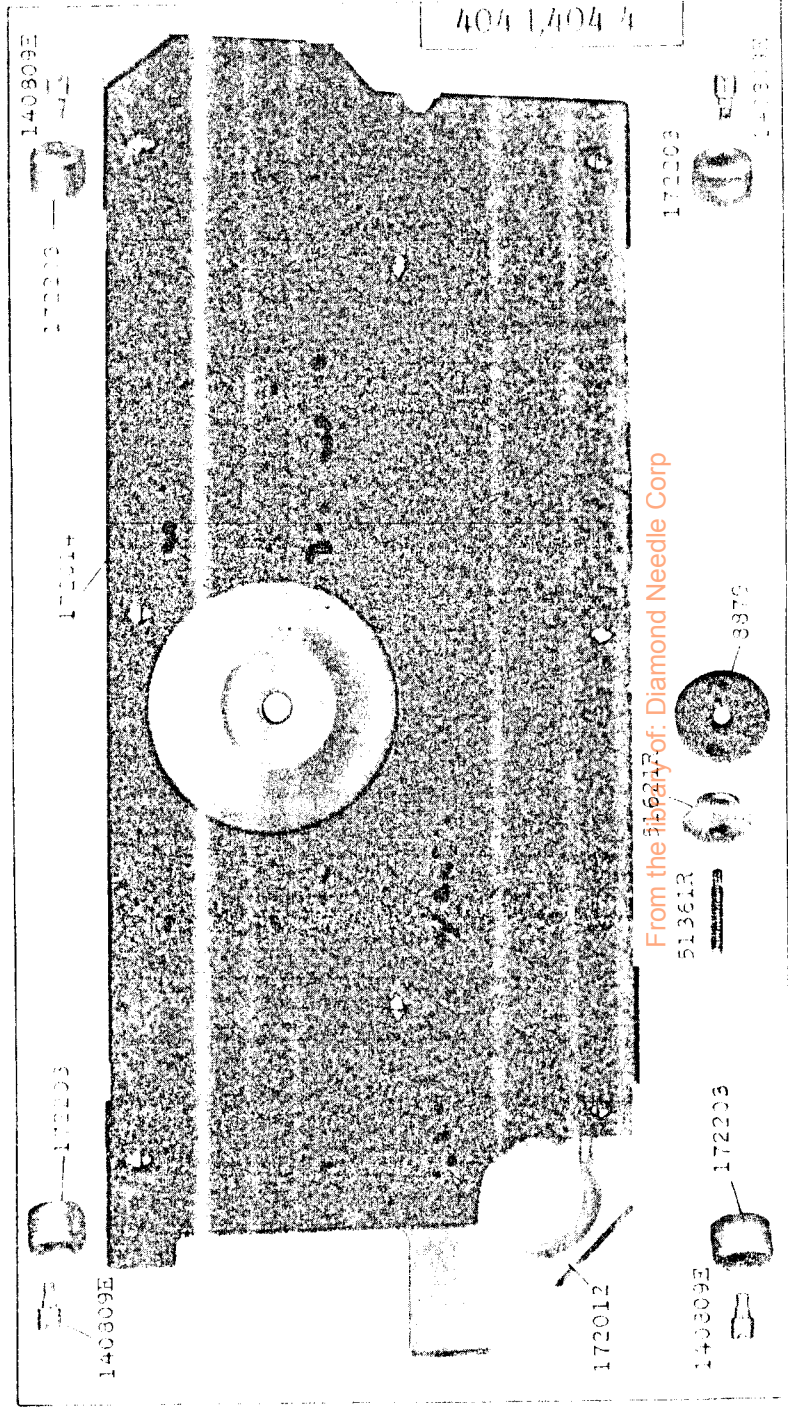



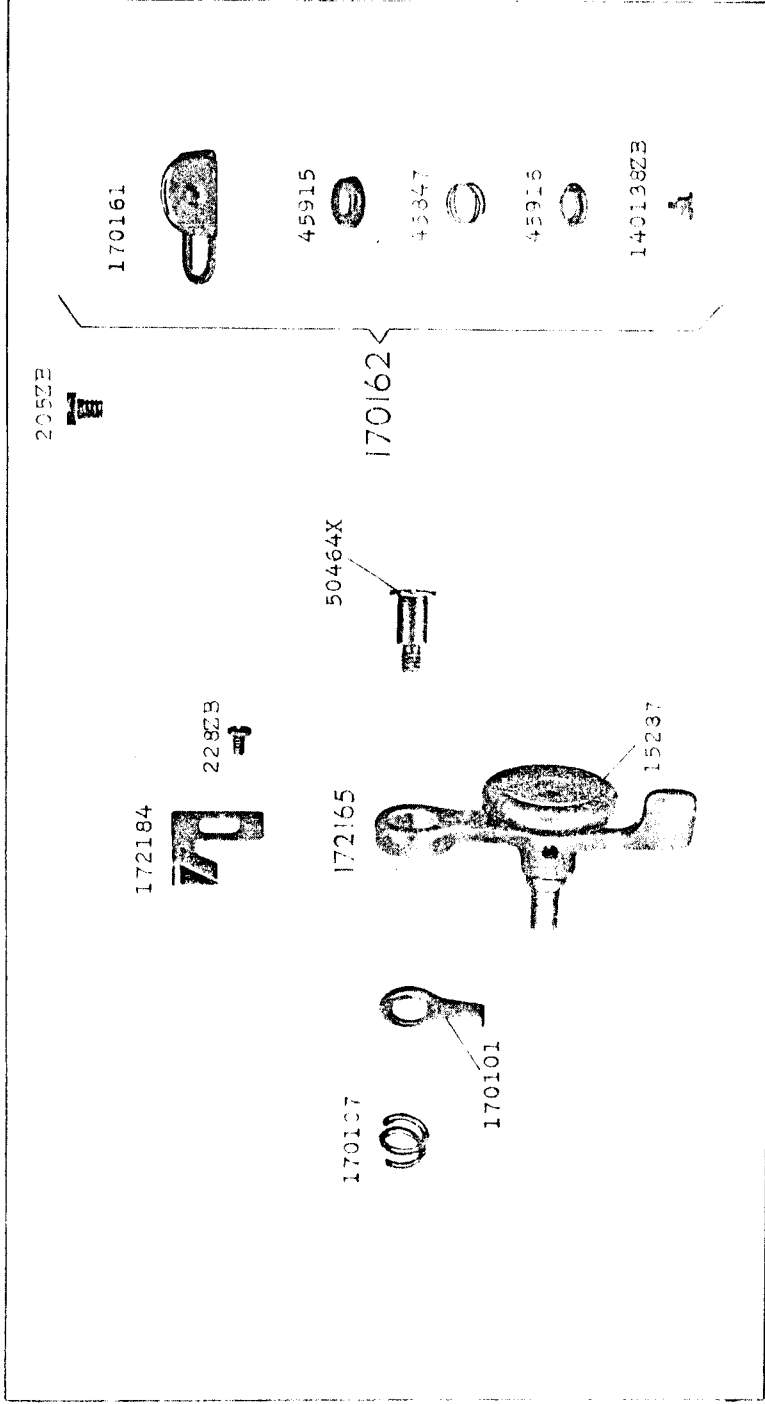


25802 1/2



25803-1/2

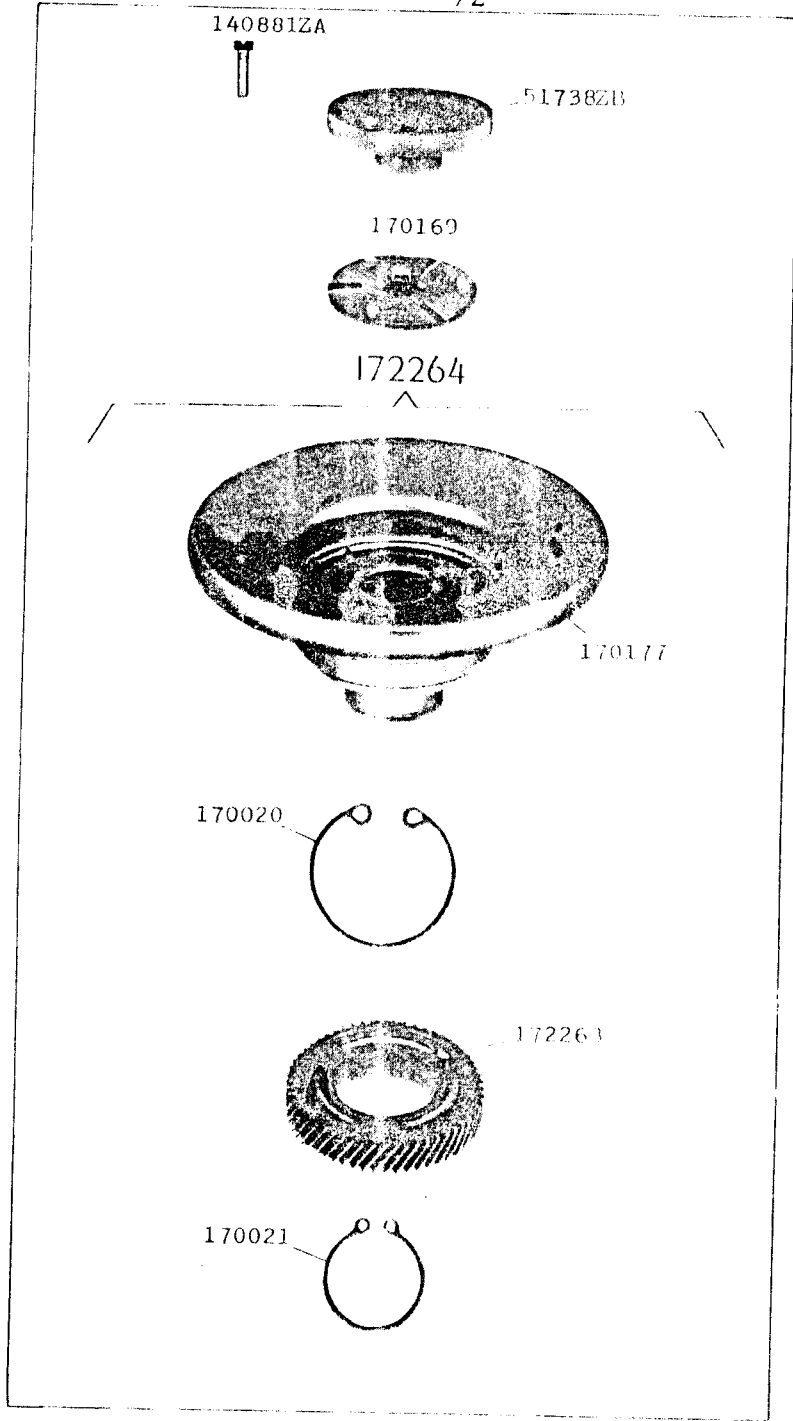




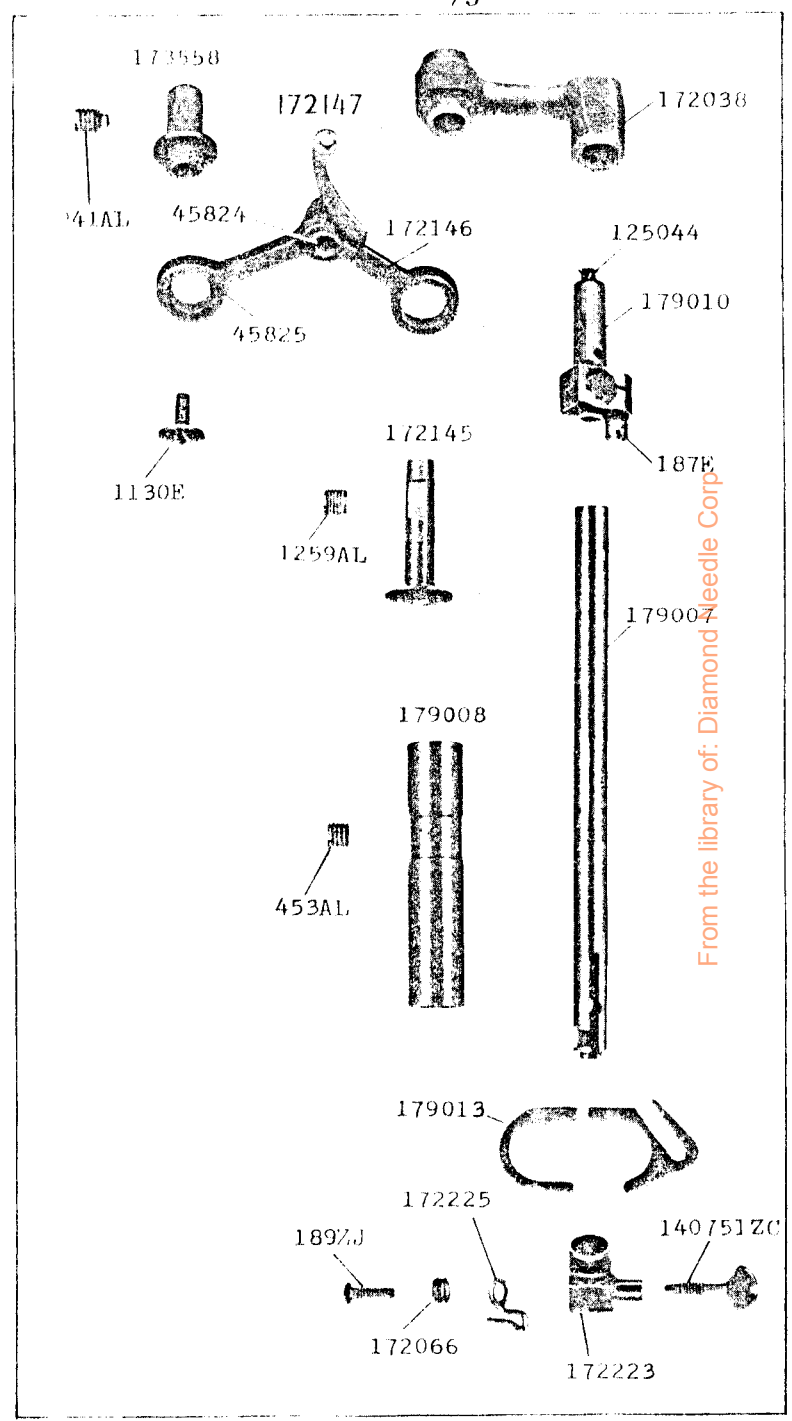




25808-1/2



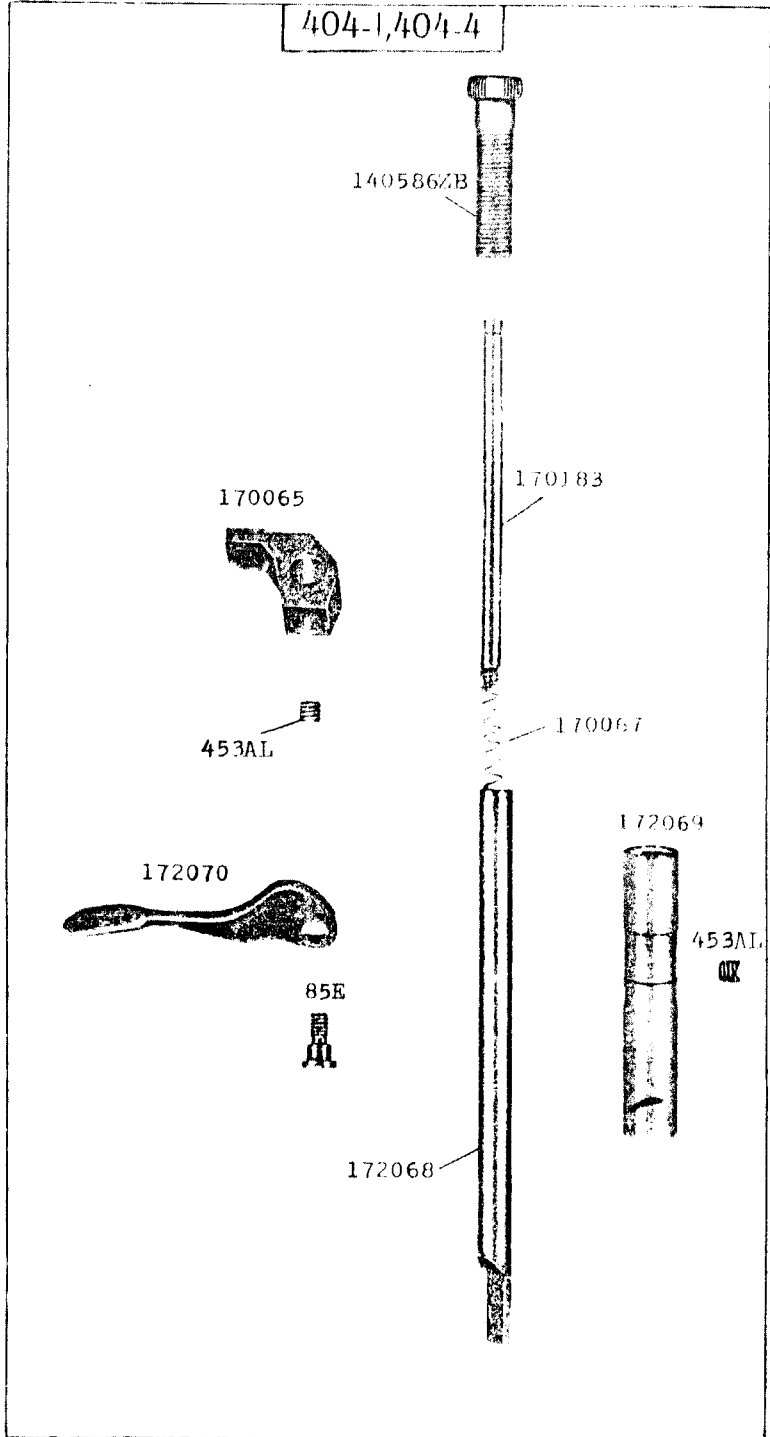
25809-2/3



From the library of: Diamond Needle Corp.

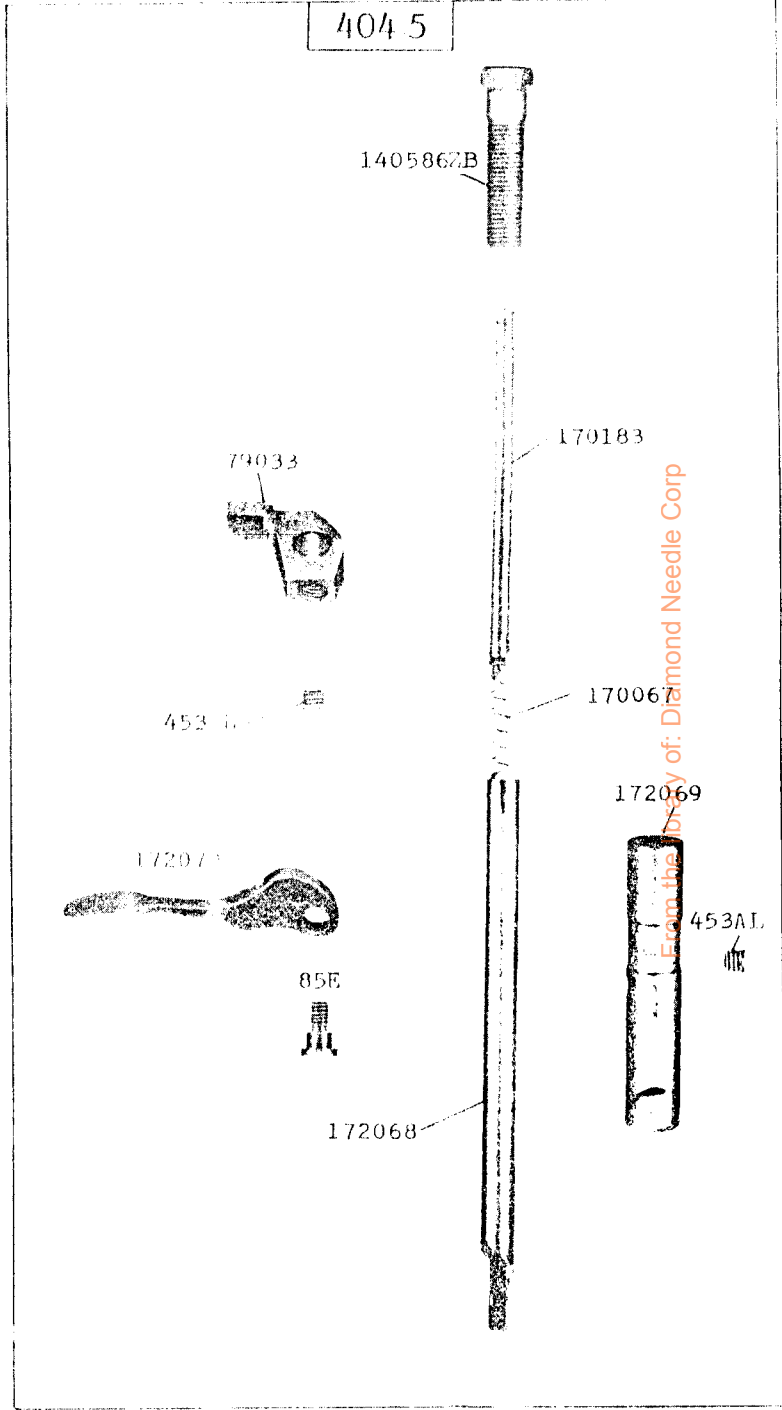
25810.2/3

404-1,404.4

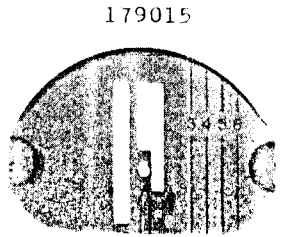


25811.2/3


404 5




From the Property of Diamond Needle Corp



179015



179016



172015



140240ZB



170071

140828ALJ



172016



172222



172083



172084



172085



172202



172082

172082

662AL



172207

453AL

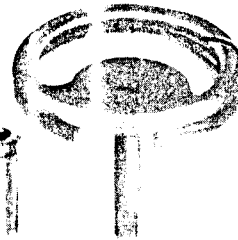
453AL




172061



172080



172089



172092



1759AL



50311AL



140702AL



231X



172087

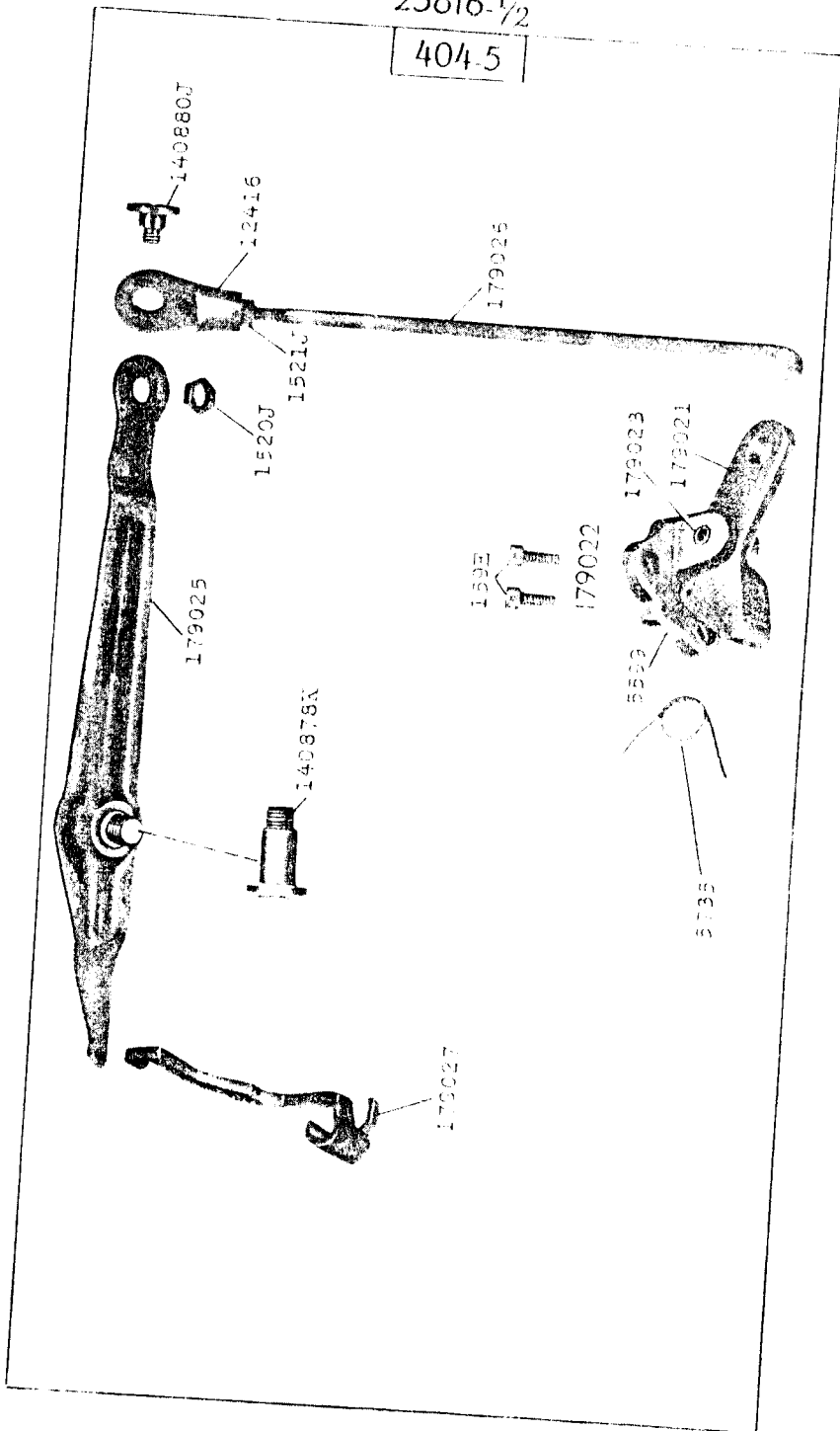


From the library of: Diamond Needle Corp



25816-1/2

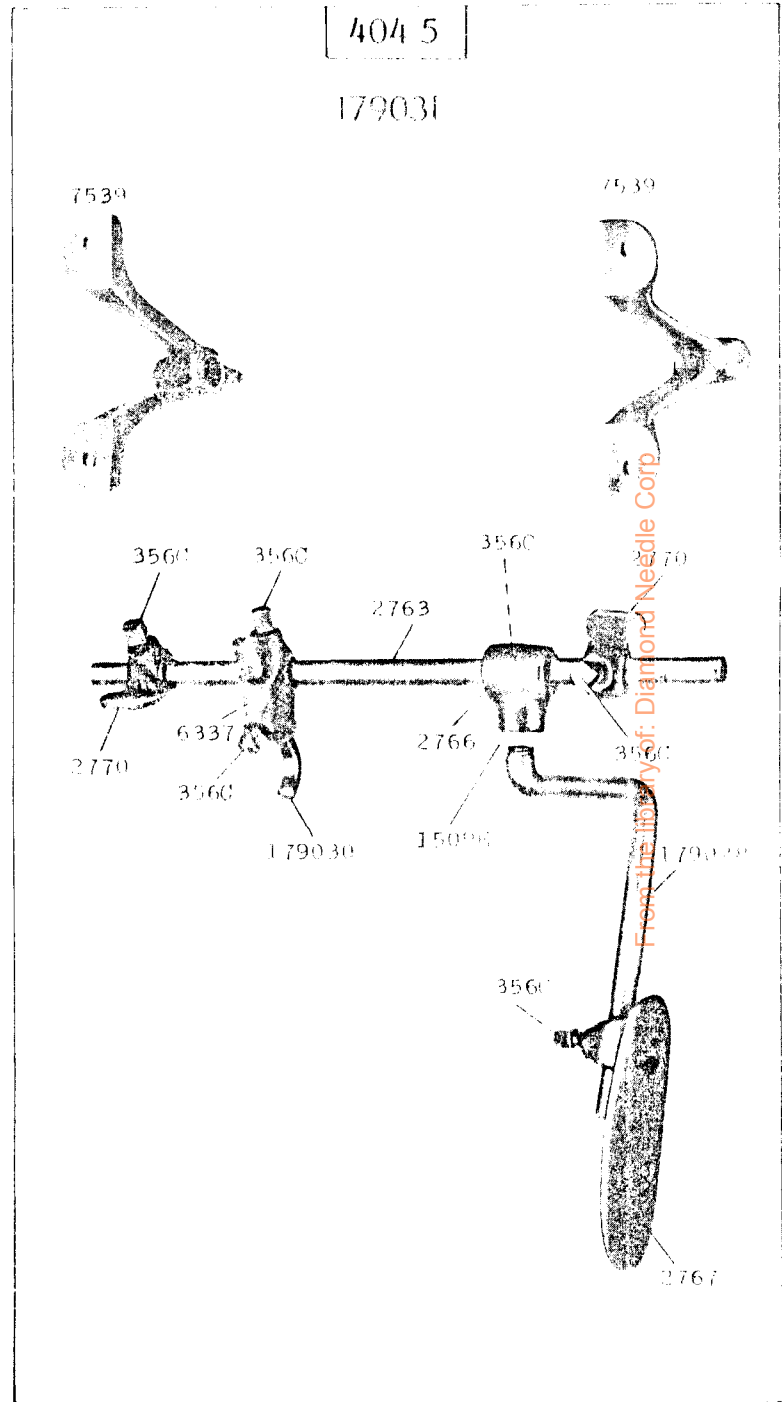
404.5



25817-1/3

404.5

179031



25818-1/2

161277

160629



161174



161166

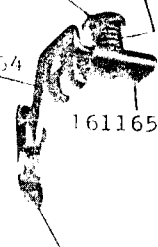
161122

140728J

161164

161165

161163

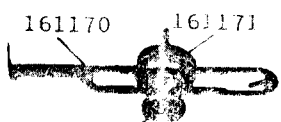


161172

161170

161171

140793J



161185

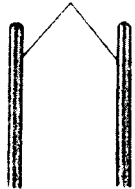


161169



161133

172007



25537



161276



140378



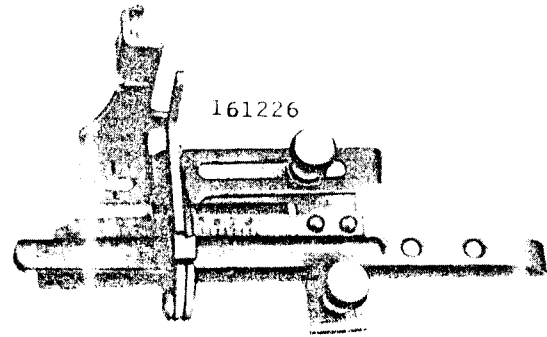
172222



3879

25819-2/3


161226



160625



160753



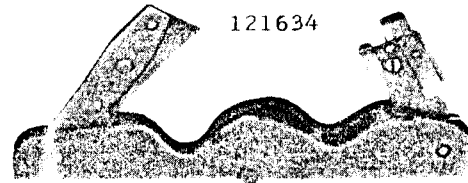
121632



160851



121634

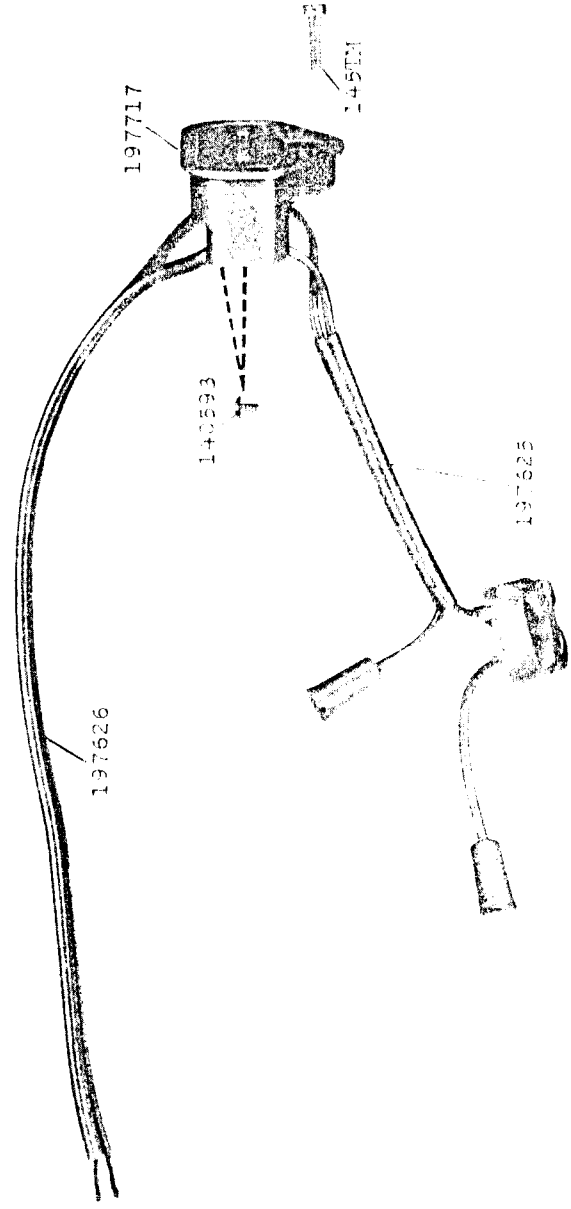


From the library of: Diamond Needle Corp

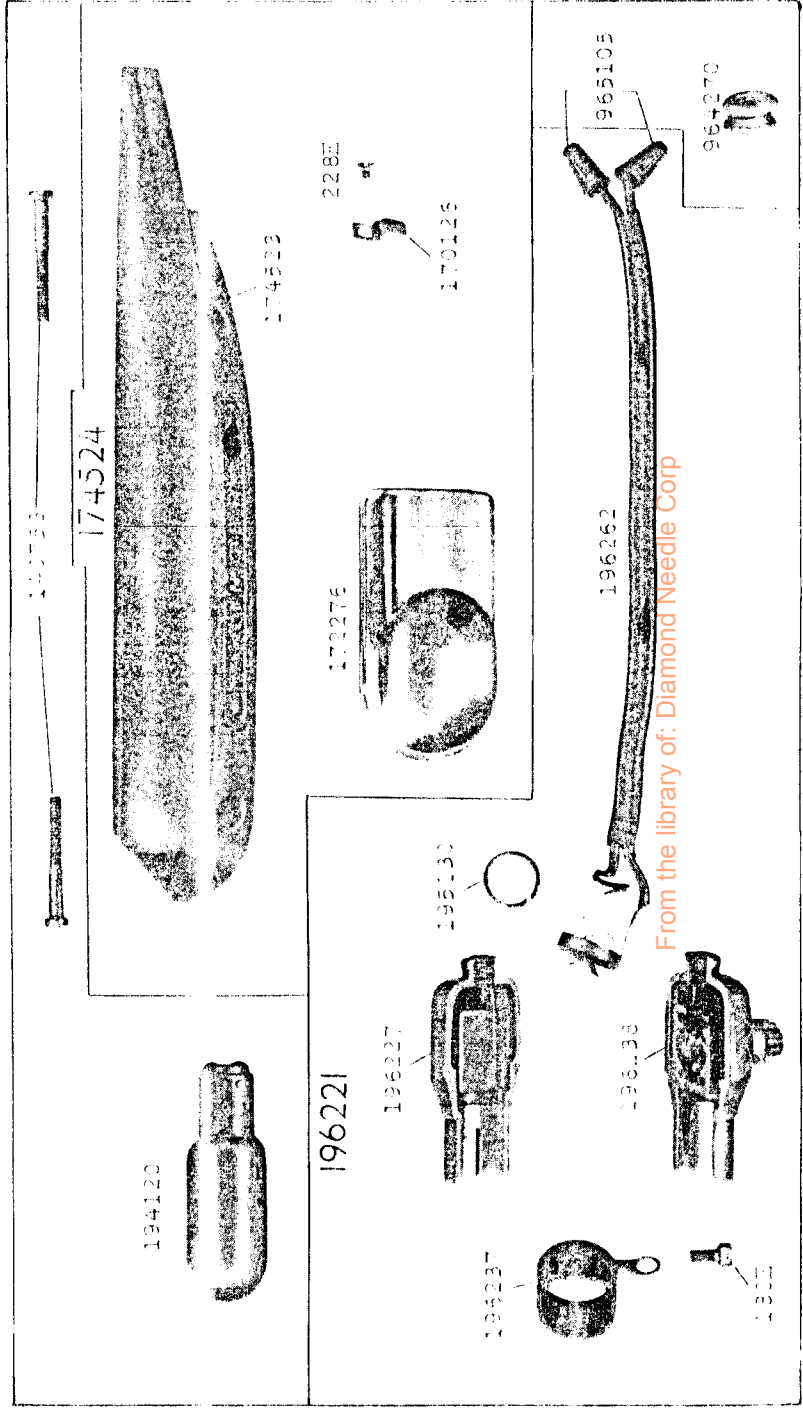


197719

25820-1/2  
404-1,404-5



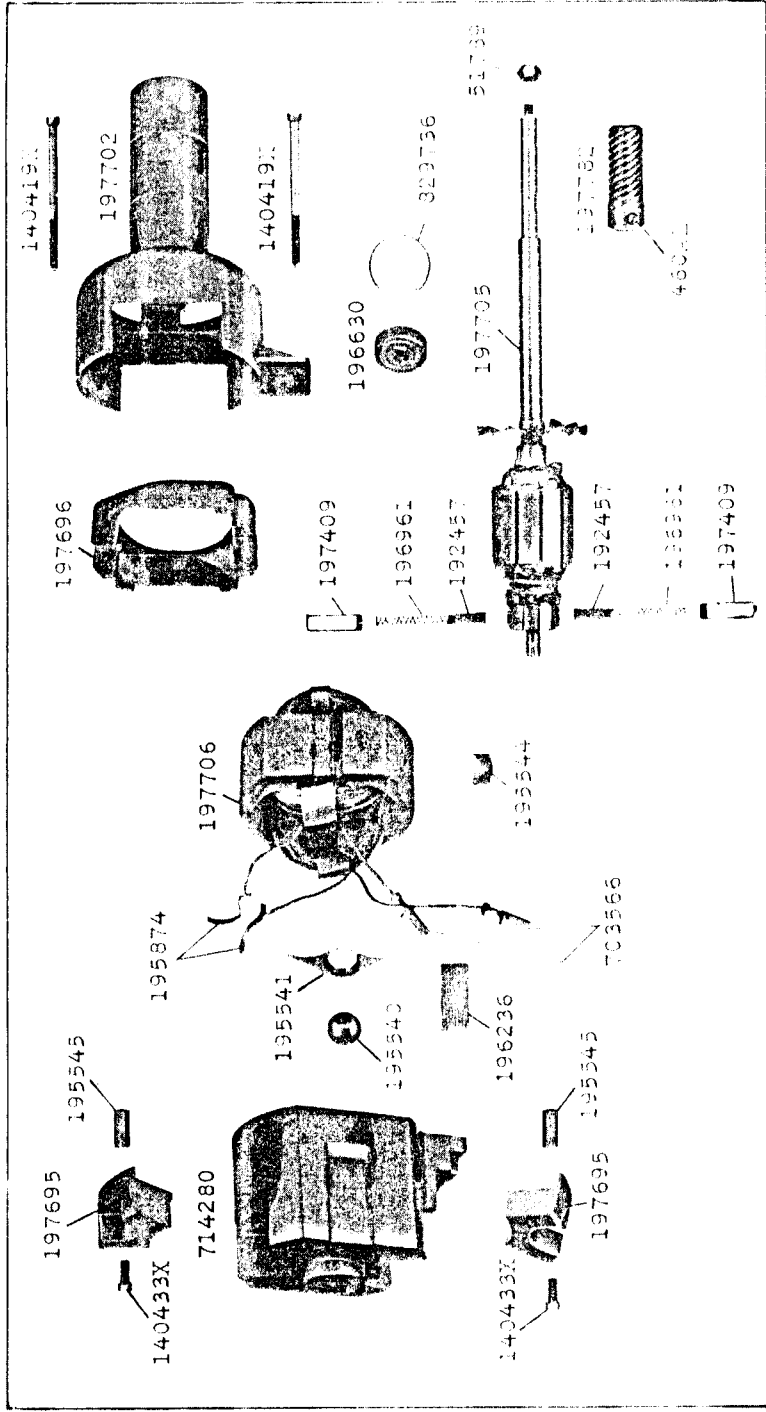
25821-1/2



From the library of: Diamond Needle Corp




25822-1/3



25823-1/3

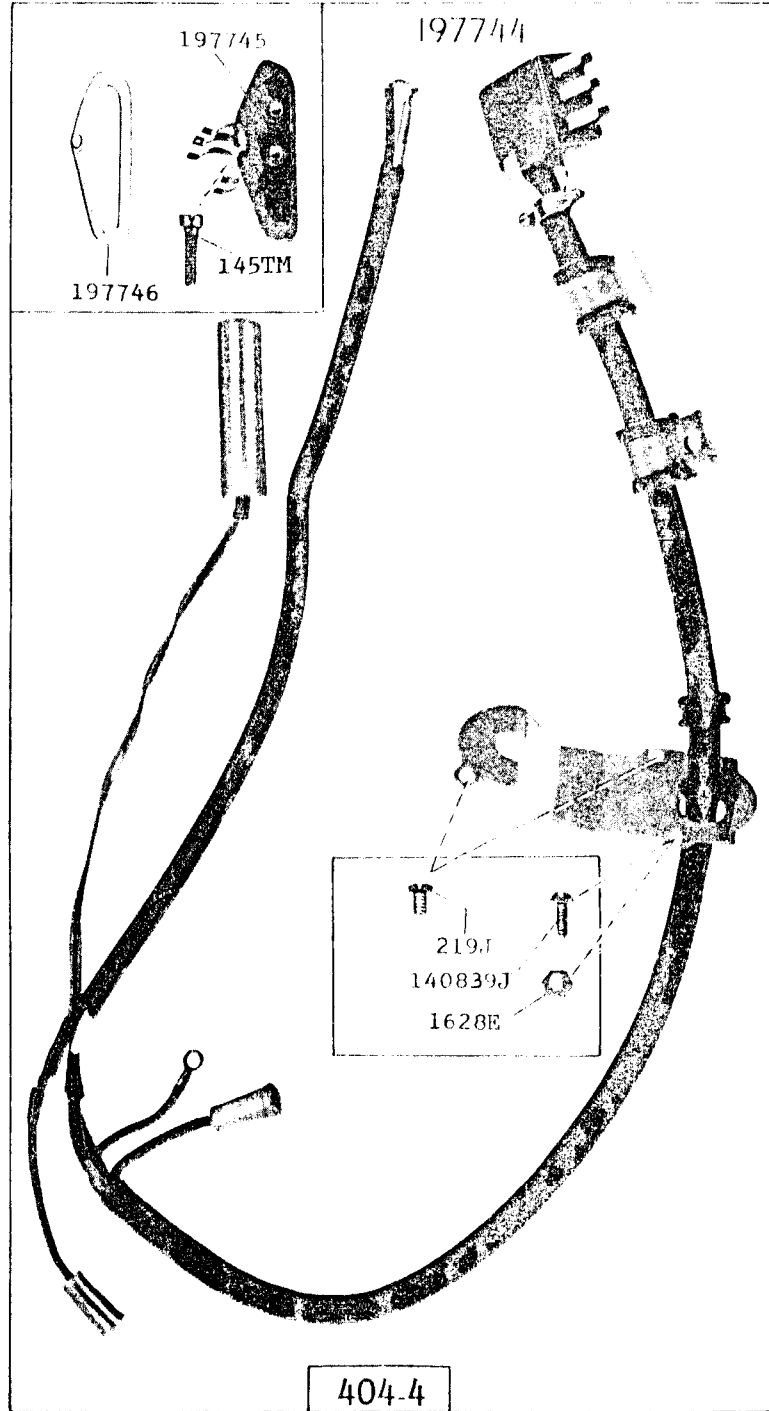
404-5

179034




From the library of: Diamond Needle Corp

25824-1/2



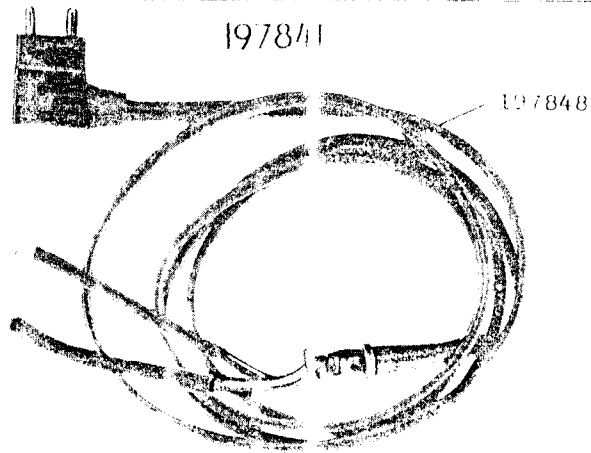
25825-1/2



From the library of: Diamond Needle Corp

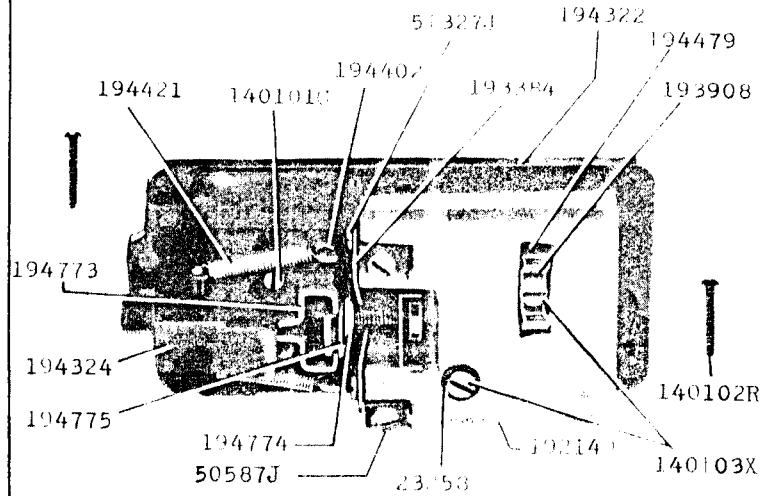
25826 1/2

197841



197848

194492

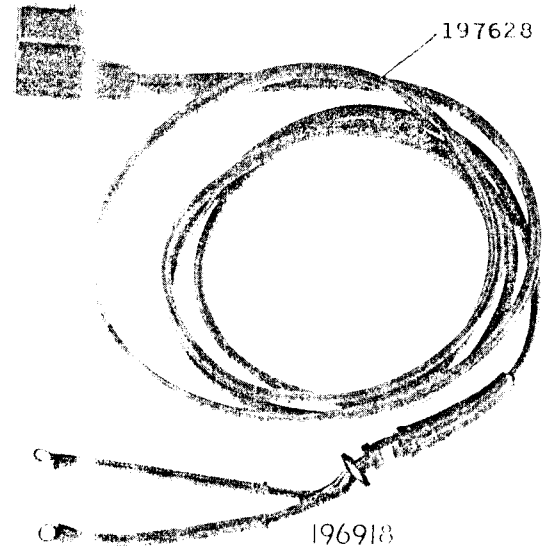


194454

404-5

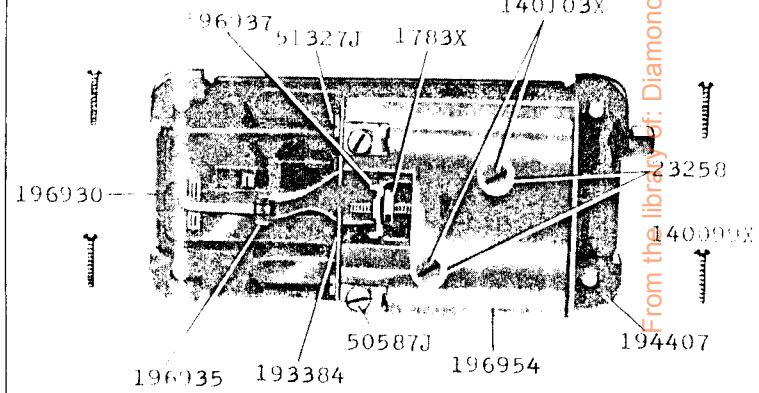
25827 1/2

197629



197628

196918



194321

404-1

194573


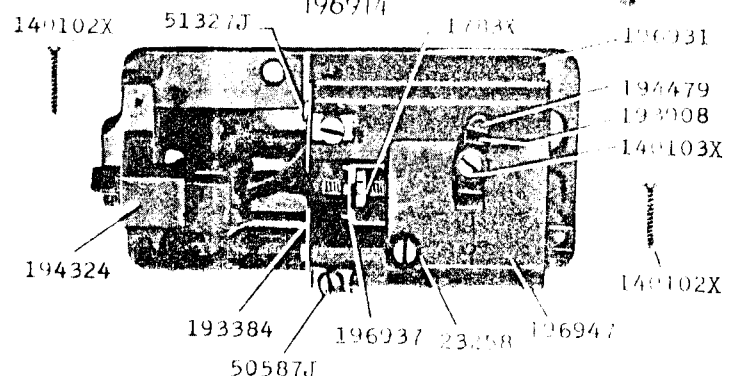
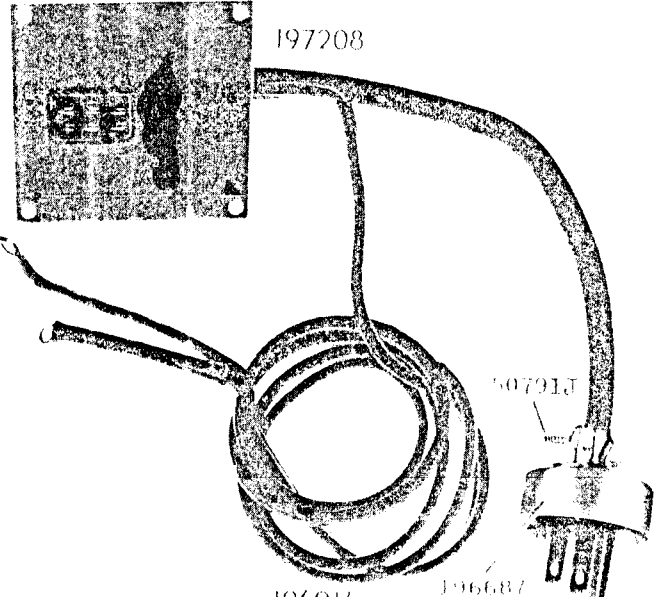
From the library of: Diamond Needle Corp



25828-1/2

197179

197208


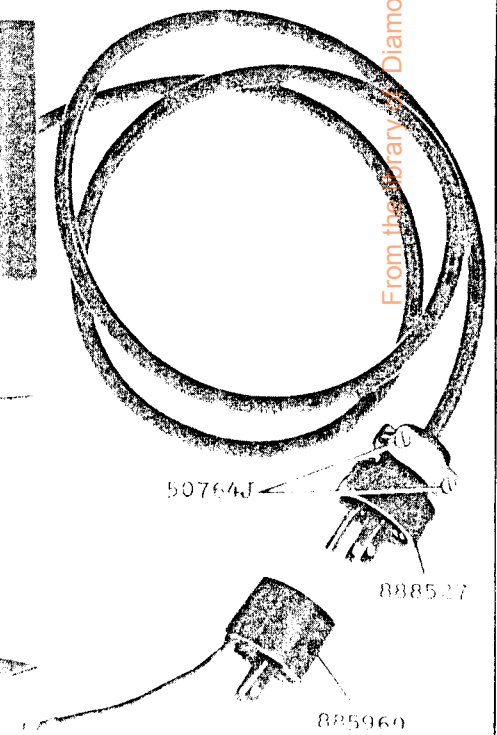


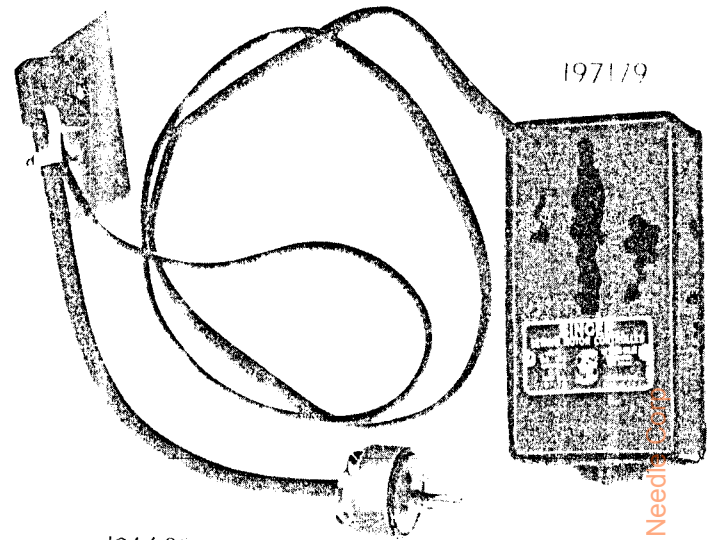


404-4

25829-1/3

197175

197179

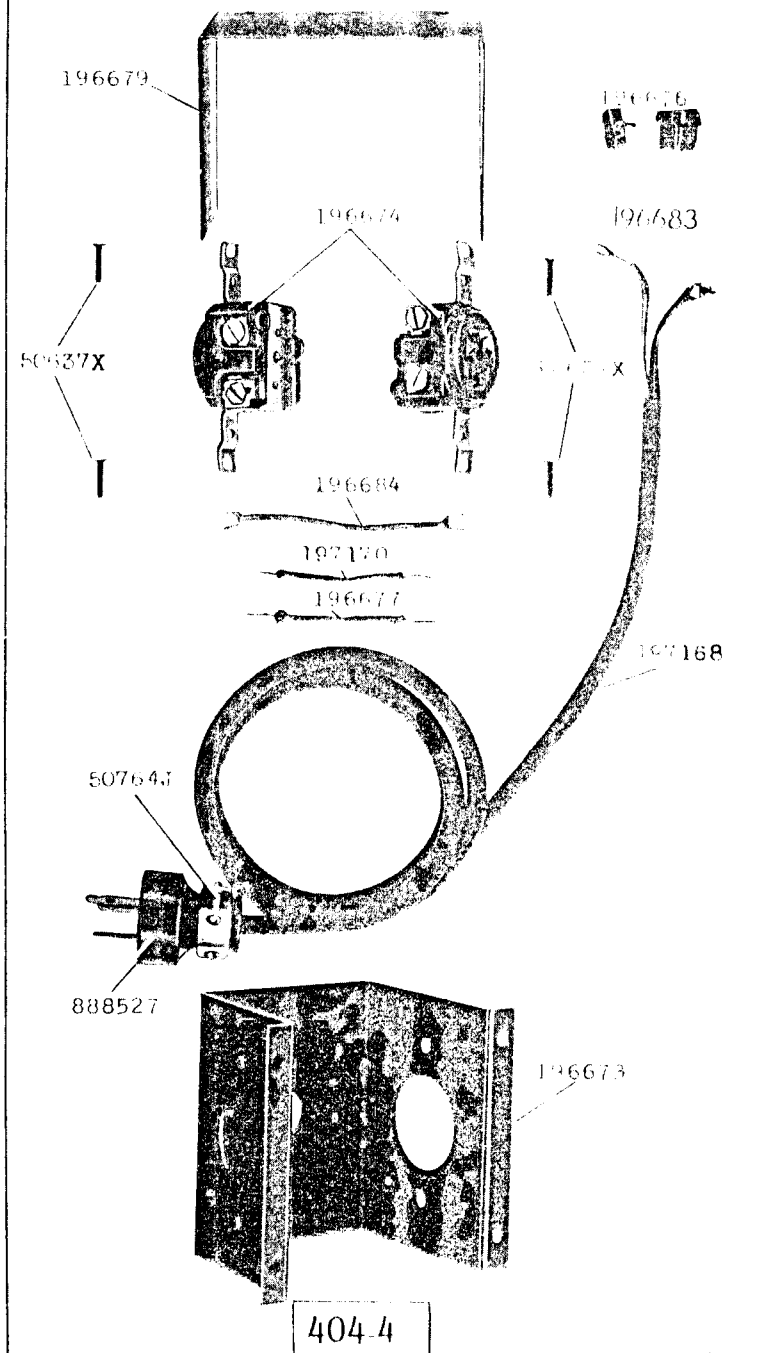


404-4

From the Library of Diamond Needle

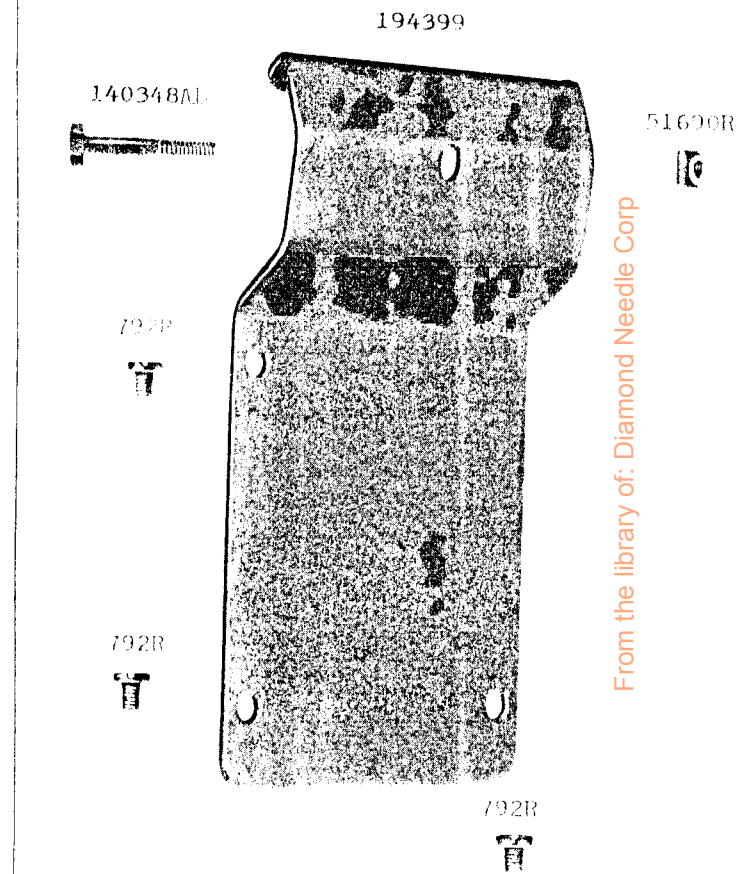
25830 1/3

196682



25831-2/3

404-5



From the library of: Diamond Needle Corp